

Texas Architect



Your professional liability needs are unique. Your insurance should be, too.

At Bell we never give you someone else's insurance program. Instead, we use our know-how and experience to tailor the protection and service that's just right for you. And there's a good chance we'll save you money in the process.



professional. Thus, we don't dictate practice as some other brokers may do. We use a hands-off style which always leaves you in charge, while still providing the service you expect, including contract reviews.

Broadest protection for the design professional

Bell represents design firms of all sizes, from one-person firms to large international organizations.

Highlights of available coverage features include:

- Broad coverage for pollution and asbestos liability
- Removal of the "Hammer Clause" from consent to settle
- Optional first dollar defense
- 3-year policies for qualifying firms
- Aggregate deductible options
- Optional defense costs outside limits of liability
- Coverage for Design/Build professional services
- Simplified applications

You're in charge

The Bell approach recognizes that you are the design

You may enjoy substantial savings

Numerous rate credits may be available as a means of lowering your insurance costs.

You may also qualify for a unique profit sharing plan offered by one of our insurers. This plan returns many millions of dollars to design professionals each year.

Why pay more?

Eliminate the guesswork

It's easy. Just allow us to make a comprehensive review of your present coverage. Of course there's no cost. No obligation either.

Your Bell representative will also provide rate quotations promptly. Remember: We're professionals serving professionals. Call **Byron Johnson, CPCU, CIC**, an associate member of the American Institute of Architects.



BELL
INSURANCE GROUP

16980 Dallas Parkway • Suite 100 • Dallas, TX 75248 • 972-581-4800 • 800-521-2355 • FAX 972-980-1813 • www.bellinsurance.com

The IBP Floor System. Clearly A Dramatic Choice For Floors.



**Law/Kingdon, Inc. Architects Wichita, Kansas*

The IBP floor system creates a dramatic walkway at the Provo Towne Center Mall.* This lightweight system weighs 17 lbs. per square foot compared to 40 to 60 lbs. per square foot for concrete glass paver systems. The total glass area of 87%, compared to 62% for most concrete glass paver systems, transmits more natural light to your structures' interiors.



You also have the convenience of installing the IBP Floor System at any stage of the construction process once support structures are in place. And, installation is much faster than competing systems. With all of the IBP floor system's advantages, it can often be more cost effective than concrete glass paver systems in installations of 50 square feet or larger. Please contact your Acme representative for information on free design assistance for IBP floors.



TexasArchitect

SCHOOLS AS COMMUNITIES

- 24** **The Evolution of School Design**
by JOHN FOCKE, FAIA
- 28** **Hi-Tech Unrevealed**
UT ACES Building, Austin
by D. RICHARD WERNICK AND KEVIN ALLEN
- 32** **Skillful Blend of Old and New**
Burkburnett High School, Burkburnett
by TED BROS
- 35** **A Town Square for Kids**
Dawson Elementary School, Corpus Christi
by DAN PARKER
- 38** **Academic Village**
Renner Middle School, Plano
by WENDY BILES
- 40** **Planning for the Future**
Carroll Junior High School, Southlake
by BARBARA KIERBLE
- 42** **Campus and Identity**
Additions to Greenhill School, Dallas
by WELLS WATERS

- 5** **Editor's Note**
- 12** **News**
- 19** **Calendar**
- 23** **Education**
Texas Tech's E-Studios
- 47** **Portfolio**
TASA/TASB 2000 School Award Winners
- 56** **Special Section**
Masonry and Concrete
- 59** **New Products & Services**
- 64** **Terminus**



(on the cover) Dawson Elementary, Corpus Christi; photograph by David R. Richter, FAIA.
(above) Greenhill School, Dallas; photograph by Paul Hester.

UPCOMING ISSUES

We invite submissions of project and story ideas for upcoming issues of *Texas Architect*.

July/August 2001—"Color"
deadline: February 16!

If you have ideas for "News" call us at 512.478.7386, fax to 512.478.0528, or e-mail to volkape@texasarchitect.org.

www.texasarchitect.org

ARCHITECTURE of Light



Opaline

For More Information Or To Place An Order, Call...

800-660-0427

7250 Wynnpark • Houston, TX 77058 • Fax 713-880-2990 No Charge VISA, MasterCard and American Express

SPECIALTY GLASS BLOCK FOR THE NEXT MILLENNIUM

Circle 43 on the reader inquiry card

www.teleport.com/~aiatrust

Insurance and Financial Programs for AIA Members

Health
Insurance

Disability

Life
InsuranceRetirement
ProgramBusiness
InsuranceAutomobile
InsuranceLegal
InsuranceContinuing
Education

Small Firm Professional Liability

What Are Architects Saying About Today's AIA Trust?

96% say the AIA Trust is a valuable membership benefit.

94% of those most familiar with the Trust say the Trust's programs are a reason to belong to AIA.

3/4 of the participants in today's AIA Trust would recommend the program.

AIA Trust

Plan information is available 24 hours a day, toll-free at

1-800-255-8215

Visit e-Architect on www.aiaonline.com

Select Member Services

*AIA Trust Product Evaluation Study - West Research Associates 1998

Circle 14 on the reader inquiry card

TexasArchitect

January/February 2000

Volume 51, Number 1

Texas Architect (ISSN 1040-6170) is published seven times per year (bi-monthly) and is April 1993 by the Texas Society of Architects (TSA), 814 Congress Ave., Suite 970, Austin, Texas 78701. www.texasarchitect.org. TSA is the official Texas state organization of the American Institute of Architects (AIA). Copyright 2000 by the Texas Society of Architects.

David Lancaster

EXECUTIVE VICE PRESIDENT

Cassie Yelton

PUBLISHER

Stephen Sharpe

EDITOR

Adam Farmer

ART DIRECTOR

Bobby Howard

CIRCULATION MANAGER

Lisa Matsumoto

INTER

Carolyn Baker

ADVERTISING REPRESENTATIVE

ALYSSA FOX

TSA PUBLICATIONS COMMITTEE

Bill Weaver, AIA, San Antonio (Chair), Darvy Bluth-Adams, AIA, Dallas, Rob Clark, AIA, Beaumont, Lawrence Connolly, AIA, Midland, Elizabeth Evans, AIA, Austin, Val Givens, FGA, Houston, John Griggs, AIA, College Station, Jeff Pitzer, AIA, Longview, Brent Richter, FAIA, Corpus Christi, Ed Sifers, AIA, El Paso, San Wipolity, AIA, San Antonio

CONTRIBUTING EDITORS

Rebecca Climer, Austin, David Eilson, Dallas, Stephen Ely, Houston, Lisa Germany, Austin, Mike Greenberg, San Antonio, Becca Infante, AIA, Dallas, Barbara Kuehler, Fort Worth, Max Levy, AIA, Dallas, Gerald Moorhead, FAIA, Houston, Frank Wertz, FAIA, Dallas, White Winters, AIA, Dallas, Scott Woodcock, FAIA, WFA, College Station

TSA OFFICERS

Bill T. Wilson, AIA, Corpus Christi, President; Wayne Wiggan, FAIA, Dallas, President-Elect; James Rubin, AIA, Fort Worth, Vice President; John Nylen, FAIA, Vice President; Jeff Pitzer, AIA, Longview, Vice President; James Hill, AIA, Houston, Vice President; Roy Lowry-Bell, AIA, Secretary; Mike Holman, AIA, Austin, Treasurer; Bill Smith, FWA, Dallas, and David Watkins, FWA, Houston, AIA Directors; David Lancaster, Austin, Executive Vice President

TSA BOARD OF DIRECTORS BY CHAPTER

Rupert Rangel, AIA, Abilene Chapter; Glenn Graham, AIA, Amarillo Chapter; Heather McInnes, AIA, Austin Chapter; Cliff Grube, AIA, Brown Chapter; William Holland, AIA, Corpus Christi Chapter; Robert James, AIA, Dallas Chapter; Ed Tolans, AIA, El Paso Chapter; Alan R. Magas, AIA, Fort Worth Chapter; Pam Kozzals, AIA, Houston Chapter; Marta Salinas-Huan, AIA, Lower Rio-Grande Valley Chapter; Mary O'Neil, AIA, Lubbock Chapter; Penny Thompson III, AIA, Northwest Texas Chapter; Bob Cotton, AIA, San Antonio Chapter; Wes Clark, AIA, Southeast Texas Chapter; Larry Neal, AIA, West Chapter; Alfonso Torres III, West Texas Chapter; Troy Seibert, AIA, Wichita Falls Chapter; Lawrence Speck, FAIA, Austin; Executive Member, Robert Cury, AIA, Public Member, Ronda W. Wang, Assoc. AIA, International Member

Periodicals Postage Paid at Austin, TX, and additional mailing offices. POSTMASTER: Send address changes to Texas Architect, 814 Congress Ave., Suite 970, Austin, Texas 78701-3443. Phone: (512) 439-7386. Printed in the U.S.A.

Subscription price is \$20 per year for TSA members, \$21 for nonmembers with addresses in the continental U.S. Reproduction of editorial content without written permission is prohibited. Use of names and images of products and services in other editorial or advertising does not constitute an endorsement by TSA or AIA, nor does content necessarily reflect an official opinion of either organization. It is indexed by the Biery Index of Architectural Periodicals, available in major libraries.



Students will fondly remember the new Burk Burnett High School, photo by David Patten.

AS WE BEGAN PLANNING THIS ISSUE ON ARCHITECTURE FOR EDUCATION, the TA staff decided to focus on "schools as communities." We wanted to learn how communities influence the design and operations of their schools as well as how schools themselves function as self-contained communities. In our research we learned how architects are working with school officials to address security issues yet are planning new schools that don't make students feel incarcerated. We also learned how the Internet is changing not only the way schools are designed but also the way educators today approach the task of teaching. Helping to put these issues in perspective, CRS veteran John Focke, FAIA, explains some of these changes in his essay, "The Evolution of School Design," which begins on page 24.

Coincidentally, not long before we began putting this issue together, the U.S. Department of Education released a report titled "Schools as Centers of Community: A Citizens' Guide for Planning and Design." The report (available at www.texasarchitect.org) outlines ways individuals and organizations can help plan their neighborhood schools, both in the physical sense as bricks-and-mortar structures and in the sense of how new schools can best serve the outlying community.

Few people can argue with the need for every community to have well designed, safe schools where students – and teachers – can concentrate on learning. But ensuring that students have adequate facilities is a costly undertaking, and the taxpayers of each community periodically are asked to raise the price they pay for schools. In Burk Burnett, north of Wichita Falls, citizens were asked in 1997 to decide on a \$13.7 million bond package that included \$8.7 million to upgrade the old high school. "Some asked 'why do it?' and my answer has always been the same," said school superintendent Danny Taylor. "This is for the kids . . . for the kids. Kids need a place where they can go to school and years later look back with fond memories. They deserve no less, and this is what we have given them." The school Burk Burnett's voters gave them is indeed one that students will remember fondly, and we feature it on page 32.

Many other Texas communities have faced referenda on schools in recent years—the largest bond packages approved were for Houston ISD (\$678 million in 1998), for San Antonio ISD (\$483 million in 1997), Austin ISD (\$369 million in 1996), San Antonio's Northeast ISD (\$366 million in 1998). As this issue went to press, El Paso ISD voters were to decide on a \$398 million bond proposal.

In the 2000 Ozzie Awards, Texas Architect received an honorable mention in the Best Redesign category for association magazines. The annual Ozzie are sponsored by Folio, the trade journal for magazine management.

And speaking of redesign, we've added a new column within our News section titled "Briefs" where we list short items about notable projects around the state. If you have an item, send it by e-mail to vsharp@texasarchitect.org.

STEPHEN SHARPE



"Masonry Success Stories" Maintenance

Project: Crosby Kindergarten

Project Location: Crosby ISD

Architect: CLR Architects Engineers Surveyors Planners

Masonry Contractor: Easthaven, Inc.

Masonry Supplier: Upchurch Kimbrough, Inc.

The Challenge: When designing and building a project, especially a school, materials must be used that ensure the long-life of the building. The material must be reliable and proven, installed economically and have the ability to introduce color. Along with these standard requirements, the materials must also provide an avenue to inject an exceptional expression of what the building is.

The Solution: Masonry was the natural choice to meet these requirements. Masonry has a long successful history of being a proven, economic and aesthetically flexible material. The masonry gives the building long-life durability and provides Crosby Kindergarten a kid-like (and kid-proof), playful atmosphere, something no other material has the ability to do.

"Masonry has had a proven and successful history as a durable and reliable material for school buildings."

**GLENN BRADFORD
PROJECT ARCHITECT
CLR**



Masonry.

Exceeding your expectations.
Satisfying your clients.

Before making your material decision,
call the Texas Masonry Council
at 888/374-9922.

Circle 207 on the reader inquiry card

The advertisement features a collage of images. At the top, two tall buildings are under construction, with their steel frameworks visible against a clear blue sky. Several tower cranes are positioned around the structures. In the middle-left, there is a large stack of precast concrete slabs, showing their rectangular shape and textured surface. On the right side, a portion of a finished building is shown, featuring large glass windows with a grid pattern. At the bottom, two completed buildings are displayed: one is a modern multi-story office building with a mix of white and dark panels, and the other is a classical-style building with white columns and a pediment.

CHOOSE
GATE PRECAST
FOR ALL THE
RIGHT REASONS

- Committed to Schedule
- Committed to Quality
- Highly Professional Staff
- Diverse Choices of Colorful Aggregates

GATE CONCRETE
PRODUCTS CO.
Hollowcore Slabs
3201 Veterans Drive
Pearland, Texas
(281) 485-3273
JIM STINE



GATE PRECAST CO.
Architectural Precast
P.O. Box 767
Monroeville, AL 36460
(334) 575-0800
www.gateprecast.com
DEAN GWIN

15 Years Acoustical Engineering Services

1986 -2001

www.JEAcoustics.com

Acoustical Consultants for:
UT Austin ACES Building

JACK EVANS & ASSOC., INC.

ENGINEERED VIBRATION ACOUSTIC & NOISE SOLUTIONS

512 / 371-0800

Fax 512 / 371-0825

Circle 14 on the reader inquiry card

Recruiters for the Architectural Profession

Ready for a New Job?

Call Toll-Free

1-877-717-6007

We have GREAT JOBS
available with the finest
architectural firms!

- All fees are paid by the hiring firm.
- Placements for all levels of experience.
- The right fit...right now.
- Positions Nationwide

Confidential

Ethical

Professional

architectfinders
INCORPORATED

2919 LBJ Freeway, Suite 1220 Dallas, Texas 75234

Phone 972-888-6007 ■ Fax 972-919-6178

www.architectfinders.com ■ j.trey@architectfinders.com

Placing Quality People with Quality Firms

Circle 206 on the reader inquiry card

NOW TWO CONVENIENTLY
LOCATED STORES . . .

MILLER

BLUEPRINT COMPANY NORTH

10713 METRIC BLVD

Austin, Texas

(512) 837-8888



MILLER

BLUEPRINT CO. DOWNTOWN

501 WEST 8TH ST.

Austin, Texas

(512) 478-8793

... TO SERVE BETTER THE
AUSTIN PROFESSIONAL!

Circle 13 on the reader inquiry card



L.A. FUESS PARTNERS

Structural Engineers

Dallas, Texas

Circle 33 on the reader inquiry card



CASE STUDY HOUSE #9, ENTENZA HOUSE, PACIFIC PALMSADES, CA, 1949
(CHARLES EAMES AND EERO SAARINEN, 1945-49)

julius shulman

january 18 through march 3, 2001



lake oustin fine arts

a gallery for contemporary photography

downtown village • 3801 n. capital of texas highway, suite g-128 • austin, texas 78746 • (512) 512.347.9215 • (512) 512.347.9214
tuesday through saturday 10-4 pm, monday by appointment • www.lakeoustinfinearts.com

Circle 220 on the reader inquiry card

DESIGN WITH CONFIDENCE



9189 F Winkler
Houston, Texas 77017
Phone: 713/944-9716
Fax: 713/944-1723

635 Lanark
San Antonio, Texas 78218
Toll-Free: 800/677-6393
Phone: 210/509-6260

Unmatched Service

- You receive a level of technical support and guidance unavailable from any other glass block producer.
- We will arrange for drawing review and technical guidance, full sample selection, and provide support after the job is completed, if needed.
- Our Technical Service Department is available for technical advice, project design assistance, and plan review.



www.masonryglass.com

Circle 10 on the reader inquiry card

**"Acme Handmades"
Open a New Chapter
in Brickmaking**

Acme's new Elgin, Texas plant which is producing "Acme Handmades" is the first molded brick plant west of the Mississippi. The soft textures, and random folds and edges of this distinctive product will provide an individual look to any project. For more information contact Acme Brick Company at 1-800-792-1234 or at www.acmebrick.com.



Circle 14 on the reader inquiry card

PAC-CLAD®
prefinished galvanized steel & aluminum



Project: Market Square of Northbrook
Northbrook, IL
Owner: One Real Estate & Equities
Architect: John T. Staub & Associates

Roofing Contractor: Dessert Roofing
Color: Forest Green
Profile: High Snap-on Standing Seam

- Full Kynar 500®
- UL 90 rated panels
- .032 - .050 aluminum
- 30 standard colors
- 20 year non-prorated warranty
- Metal roofing, gravel stops & copings
- 24 ga. steel & new 26 ga. steel
- New PAC-CLAD metallic finishes

For complete information regarding the Petersen Product Line, please give us a call at 1-800-441-8661 or visit our redesigned web site featuring new on line ordering @ www.pac-clad.com.



4295 Hayes Avenue, Tyler, Texas 75707 • 1-800-441-8661 • FAX: 1-936-581-8582

Other Plant Locations
Elk Grove Village, IL • Annapolis Junction, MD • Kennesaw, GA

Circle 3 on the reader inquiry card

MARVIN

Windows and Doors

For more information, visit one of the centers listed below, or circle 28 on the reader inquiry card.

**MARVIN WINDOWS
PLANNING CENTER**

A BMC WEST Company

AUSTIN MWPC Striping Blake 3400
Steck Ave. Austin 78757 800/333-9203
512/472-0955 Attn: Tom Braswell

CORPUS CHRISTI 800/698-6618
361834-7000 Attn: Harry Armenta

DALLAS 2619 Lombardy Ln. Dallas
75220 800/888-3667 214/351-1186
Attn: Michael Nied

FORT WORTH 4455 Camp Bowie Rd. #100
Fort Worth 76107 800/955-9667 817/
737-8877 Attn: Brent Greaves or Scott Pereth

LONGVIEW 1707 Loop 281 West
Longview 75604 800/288-3667 903/
759-9675 Attn: Lonnie Robinson

LUBBOCK 5920 66th Street Lubbock
79424 806/745-3363 Attn: Lance Ratliff

**MCALLEN BROWNSVILLE LAREDO
FREDERICKSBURG KERRVILLE**
800/698-6618 Attn: Brent Greaves

MIDLAND 3303 Ft. Meade, Suite 178,
San Miguel Square Midland 79705 915/
520-5442 Attn: Lance Ratliff

SAN ANTONIO 128 Arco Pkwy, Ste 106
San Antonio 78216 800/698-6618 210-
494-8889 Attn: Brent Greaves, Harry Armenta

LAS VEGAS 6370 W. Flamingo #118
Las Vegas, Nevada 89103 702/362-6270
Attn: Chris Lystla

PHOENIX 4841 South 38th Street
Phoenix, Arizona 85040 800/558-8645
602/438-1127 Attn: Saul Freedberg

TUCSON 7925A North Oracle Rd., #373
Tucson, Arizona 85704 520/531-8511 Attn:
Gary Corbett

TULSA 800/283-6352 918/481-6352
Attn: Gary Dawson

OKLAHOMA CITY 3211 Teakwood Lane
Edmond, OK 73013 800/766-4690
405/341-6775 Attn: Gary Dawson

SHREVEPORT 318/869-4220 Attn:
Lonnie Robinson



HOUSTON 16001 Tomball Pkwy. Houston,
TX 77086 800/934-3502 281-440-9090
Attn: Paul Evans

HOUSTON 8303 Kempwood Houston, TX
77060 713-467-9890 Attn: Paul Evans

Circle 28 on the reader inquiry card

MARVIN WINDOWS PLANNING CENTER

A BMC WEST Company

MARVIN
WINDOWS & DOORS

Marvin Windows Planning Center Joins BMC West

BMC West "Your Partner In Building" announces the addition of our newest team member, Marvin Windows Planning Center.

Marvin Windows Planning Center provides America's finest homes with the beauty of wood windows and doors from Marvin Windows and Doors.

Combine the strength and beauty of finely crafted wood windows and doors from Marvin with the unparalleled service of Marvin Windows Planning Center, add the support of BMC West and you have...

"The Ultimate Window Source"

BMC West operates over 60 locations in 14 states. Distributing quality building materials with the support and service that America's best builders demand.

See location listing on the facing page.

Circle 20 on the reader inquiry card

Forgotten Frescoes Uncovered at the Alamo	12
TxDot Seeks More Pre-Certified Architects	13
AIA Lower Rio Grande Valley Awards 5 Projects	14
San Antonio Updates Design Awards Program	16
Fort Worth Honors 12 Projects	17
Houston Plans New NBA Arena	18
Calendar	19

Forgotten Frescoes Uncovered at the Alamo

SAN ANTONIO: While rearranging displays in the interior rooms of the Alamo early last year, restoration experts were stunned to see faint hints of color beneath the whitewashed walls of the sacristy. painstaking preservation efforts now reveal an impressive collection of frescoes perhaps 250 years old.

Last February Alamo staff asked Carolyn Peterson, FAIA, of Ford Powell & Carson, to examine cracks in the pilasters at the Alamo. After her inspection, Peterson suggested reorganizing plaques and other interpretive elements in the shrine to provide more protection for the building's interior. "People were crowding around the display cases and leaning against the walls. That contact, combined with rising damp was accelerating the deterioration, and the plaques were concealing the problem," Peterson said.

During the reinterpretation of the sanctuary, the team decided to move a group of commemorative flags contained in the sacristy—a room closed to the public for more than fifty years. After moving the flags, the team noticed unusual colorings on the walls. They knew they had discovered something important, possibly frescoes similar to those existing at the other San Antonio missions. "Everybody was excited and had so many questions. 'Where did these come from and why haven't we seen them before?'," said Brad Brewer, Alamo Director.

The Daughters of the Republic of Texas, the custodians of the Alamo, contacted Cisi Jary and Pam Rosser, the mother-daughter team of Restoration Associates in San Antonio, to provide conservation treatments. After an initial examination, Jary and Rosser determined that the paintings were, in fact, frescoes created using *fresco secco*, a method in which pigment is applied to damp plaster. (As the plaster dries, it absorbs pigment, and forms an integrated surface.) In the first stage of the restoration, Jary and Rosser stabilized

loose areas by injecting adhesive behind the plaster to adhere it lightly to the stone wall. Then they began the arduous process of removing whitewash. "We had to remove the whitewash in a tedious, manual process using scalpels. We had to be very careful to make certain that the frescoes were not disturbed,"

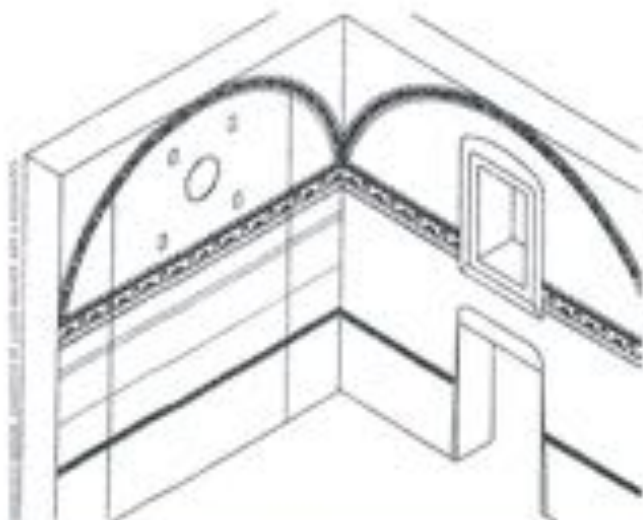
Jary said.

As Jary and Rosser worked, faint but intricate patterns began to emerge. Flowers, pomegranates, ribbons, and a wide frieze surfaced from beneath the flaking whitewash. "We were overwhelmed when we began to uncover the frescoes," Jary said. "We worked with the frescoes at Mission Concepcion and San Jose (other historic Spanish Colonial missions along the San Antonio River). They were beautiful but not as sophisticated. The skill level and application of the frescoes are more advanced at the Alamo than they are at the other missions."

Jary and Rosser suspected that the two friezes in the sacristy were identically arranged, indicating that the artists used a pattern. The conservators traced the design on one wall and overlaid it on the other wall. It was an exact match. "All of the designs fit the space. We feel like they had a plan from the very beginning to install decorative painting," Jary said, adding "We're not sure when the frescoes were created. We feel like they were done when the church (the Alamo) was built in 1744, but we're not certain."

Evidence in the sacristy supports the restoration team's belief that the frescoes have Spanish Colonial origins. Carolyn Peterson points to the double barrel vaults in the sacristy ceiling as "typical of Spanish Colonial construction." During the conservation process, Restoration Associates found vertical lines that had been etched in the wet plaster spaced thirty-three-and-one-third inches apart. Spanish architecture often contains this measurement, called a *vara*. Preliminary research uncovered scant information about the fresco artists' origins. Only the broad historical facts are known. When Mexico became New Spain in 1535, the conquistadors destroyed Aztec buildings and built Christian structures on top of them, and they needed skilled laborers to build and decorate the new churches. At the end of the sixteenth century, Franciscan friars established craft guilds in Mexico City that taught stone carving, wood carving, painting, and architecture. The craftsmen educated by this effort traveled to all of New Spain's construction sites to offer their skills. It is possible that some of these artisans helped construct the Alamo and painted the frescoes. "We are going to proceed with an academic study from a religious, artistic, and archaeological perspective. We think the artists came from Mexico, but we don't know where. Hopefully, the study will provide more definitive answers," Brewer said.

Many wonder how the frescoes could have survived more than 250 years, through occupation by Spanish soldiers, partial destruction at the Battle of



(top) A diagram of the south and east sacristy walls show four distinct bands of frescoed patterns. (bottom) Restoration specialist Pam Rosser exposing border patterns at ceiling junction depicting stylized flowers and pomegranates.

the Alamo, and occupation by the United States Army. Jery and Rosser provide several sound reasons for their durability. "When the quartermaster occupied the Alamo in 1844, the building had been burned and was in need of repair. The frescoes were probably whitewashed over in the effort to clean up the building," Jery said. "This preserved the frescoes, and when the Daughters installed air conditioning, it created a museum-like atmosphere."

Construction of the Alamo, originally called Mission San Antonio de Valero, began in 1724. It functioned as a mission until the Spanish military stationed a cavalry unit in the building in 1803. The Spanish company became known as the Alamo troop – the nickname of their hometown – and their post was called the Alamo. Various military groups occupied the Alamo through the Texas Revolution in the 1830s. After the Battle of the Alamo in 1836, the building was damaged and remained unused until the U.S. Army renovated it in 1849 for use as a quartermaster's supply depot. The quartermaster repaired walls and added the rounded gable parapet that is now the symbol of the building. The Daughters of the Republic of Texas acquired the Alamo

and its grounds in the early 1900s and have worked to restore and interpret the building.

Today, the frescoes are on display in an interim interpretive exhibit. "Stabilization and conservation were the first steps. Now we're working on a more detailed interpretation," said Brewer.

Jery and Rosser made several recommendations for continued preservation. Efflorescence – alkaline salt deposits caused by moisture – is threatening the frescoes, and positive drainage away from the walls must be established and maintained. They also propose that specialists reintegrate missing colors within the pattern. Where the old colors can be identified, vertical hairlines of watercolor would fill in the pattern in a reversible restoration process. Reintegration of missing colors would aid in interpretation, making the frescoes easier for visitors to see. "There are so many clues and so much to do. Hopefully someone will be able to go in and do more intense research," Jery said.

JESSICA GILROY

Jessica Gilroy is the marketing director for a San Antonio architect firm.

TxDOT Seeks More Pre-Certified Architects

Texas Department of Transportation (TxDOT) officials are seeking to increase the number of pre-certified architects for projects planned during its next biennium, a budget period in which more state funds are expected to be spent on highway facilities than ever before.

Due to previous low participation, TxDOT awarded contracts to every architecture firm pre-certified for the 2000-2001 biennium. Bill von Rosenberg of TxDOT's Capital Improvement Programs said architects must complete pre-certification requirements prior to being considered for projects to be designed and built during the 2002-2003 biennium. There is no specific pre-certification deadline, but von Rosenberg recommended that architects complete the paperwork by early spring when TxDOT will publish requests for Letters of Interest, and architects who are pre-certified may submit completed Letters of Interest to be considered for projects. "Letters of Interest take about thirty days, so you can see the problem if a firm is not pre-certified prior to the request," he said.

The 2002-2003 fiscal year promises to be the largest for TxDOT's Maintenance Division, according to division Director Jane Webb. Projects are be-

ing planned across the state and range from construction of new facilities to reconstruction and renovation of existing facilities. They include several new "safety" rest areas which feature air-conditioned lobbies, upgraded restroom facilities, and expanded parking lots. The architecture of all of the facilities will be designed to reflect the specific region's unique historical, cultural, and geological features.

Pre-certification information is available on-line at www.dot.state.tx.us. Click on "Business," then "Contract Information," then "Professional Services" to access instructions and forms. The selection process requires each firm to provide information through the pre-certification questionnaire regarding qualifications, experience, and expertise. For more information, contact von Rosenberg at (512) 416-2382 or Mario Medina, in the Online Pre-Certification Process office at (512) 416-2322.

STEPHEN SHARPE

There's a new life yet for "Old Red." Unused by Dallas County for a decade, the 1892 Romanesque Revival courthouse in downtown Dallas is now managed by the Dallas Historical Society and is available for public and private events.

The University of Texas at Austin has acquired the library of Paul P. Cret (1876-1945), the architect responsible for the university's 1933 master plan and a score of campus buildings that include the UT Tower.

F&S Partners of Dallas won the Dallas Urban Design 2000 Built Award for the Women's Museum: An Institute for the Future, an adaptive restoration of the 1910 State Fair Coliseum re-modeled in 1936 by George Dahl for the Texas Centennial Exposition.

The new Meadow Museum Collection at Southern Methodist University in Dallas is scheduled to open March 25. Hammond Beby Rupert King of Chicago designed the 66,000-square-foot two-story red brick collegiate Georgian structure.

Work has begun in downtown San Antonio on a \$3 million project which will link the city's historic Main Plaza with the San Antonio River. Lake/Flato Architects designed the landscaped Historic Civic Center river connection.

Michael Graves & Associates will design the new Federal Reserve Bank in Houston to be located on Allen Parkway on the former site of the recently demolished Jefferson Davis Hospital.

The Frazee Millennium Plan by the PGAL Planning Group of Dallas has received the 2000 Comprehensive Plan of the Year from the Texas chapter of the American Planning Association.

AIA Lower Rio Grande Valley Awards 5 Projects

BYRON HILL Two projects won honor awards and three projects won merit awards in the recent Design Awards 2000 held by the Lower Rio Grande Valley chapter of the AIA.

Honor awards went to Las Tomates Toll Station & Administration by Kati Muñoz Wigobsky Architects and Custom Residence in Pharr by ArchitectsMilla.

Merit awards went to St. Charles Park by Gomez Mendez Saenz for the City of Brownsville; Science Building at the University of Texas Pan American by Kati Muñoz Wigobsky for the University of Texas System; and Coastal Banc by ArchitectsMilla.



Custom Residence



Science Building at the University of Texas Pan American



Las Tomates Toll Station & Administration



St. Charles Park



Coastal Banc

TO AN ARCHITECT, IT'S REQUIRED READING.

Slate
PERFECT
BY NATURE

An Architect's
Guide to working
with Slate

North Country Slate

Natural North Country slate roofing. Durable, timeless, from the finest quarries in the world. But getting it is only one part of the equation. The application, the design, the installation are also critical.

At North Country Slate, we wrote the book on what to consider when you're considering slate. Including the opportunities and the potential pitfalls. It will help ensure that the builder and the owner appreciate at the end of the day, what you conceived in the beginning.

Call for our free Guide today.

It's just one of the ways we're helping to bring your vision to life.

North Country Slate
Tel: (415)724-4666; Toll-Free: 1-800-975-2835; www.ncslate.com

Circle 76 on the reader inquiry card

Photo: © Ken Kellner/PhotoDisc.com



Colorful.

Meet Peter Fehér. A nine-year-old Sci-Fi fanatic trapped in the body of a 28-year-old industrial designer. Peter puts his childlike enthusiasm to good use, creating inspired exhibits for Pittsburgh's Carnegie Science Center. The lead material? DuPont Corian® solid surfaces. Their wide range of colors, easy workability and knack for mixing well with other materials are enough to spark anyone's imagination. Will Peter ever grow up and get serious? We hope not. To find out about the Colors of Corian®, contact your local Authorized Distributor of Corian® at (800) 392-5131, ext. 408.

CORIAN®
SOLID SURFACES
DuPont

Circle 60 on the reader inquiry card

Copyright ©2005, L. DuPont de Nemours and Company. All rights reserved. Corian® is a DuPont registered trademark for its solid surface.

San Antonio Updates Design Awards Program

SAN ANTONIO With the beginning of a new century, the time had come for a change to the decades old format of the AIA San Antonio Design Awards. The Design Awards Committee wanted to build on the foundation of the local architectural firms' commitment to excellence in design while also drawing upon the legacy of Alfred Giles, Adams and Adams, Alice B. Ayres, and O'Neil Ford. The result was called "the celebration of design," a program designed to encourage participation by more firms, to engage the public, and to provide a juror lecture/discussion for the public, firms, and local architecture students.

A new design category (the Mayor's Choice Award) was created for all publicly funded projects and was to be selected by the mayor of San Antonio. There was an increase in the award entry submissions as firms not normally inclined to participate submitted projects in this category.

Three award-winning architects served as jurors: Elizabeth Chu Richter, of Richter Associates Architects in Corpus Christi; Raed Elliot, FAIA, of Elliot + Associates Architects in Oklahoma City; and David Salmela of Salmela Architect in Duluth, Minnesota.

To help promote the event the City Council proclaimed October "Celebrate Architecture Month." Also, the San Antonio Business Journal published a special pull-out Design Awards 2000 section that included the program for the awards ceremony reception. The special section featured photos and brief project descriptions of every design awards entry, not just the winning projects.

A juror lecture and round-table discussion kicked off the festivities at the downtown campus of the University of Texas at San Antonio (UTSA) with more than 250 people in attendance, including architecture students and faculty from UTSA and San Antonio College. Participation by the large number of students led to lively discussions on their future role in the profession. Afterward, a dinner honoring the jurors allowed architects to socialize and to continue the discussions on design and technique.

The reception announcing the Design Awards took

place downtown in the magnificently restored Empire Theatre during a program patterned after the Academy Awards.

Key officials attended as special guests. Mayor Howard Peak presented the "Mayor's Choice Award" to San Pedro Springs Lake/Pool/Bath House by Beaty & Partners Architects.

Mistress of Ceremonies Katy Keifer, a popular local TV co-anchor, kept the crowd in stitches. To warm up the audience Keifer presented a short film in which she asked local second- and third-grade students "What does an architect do?" The answers were surprising and hilarious, and set a jovial and relaxed tone for the evening.

The winning projects were:

San Pedro Springs Lake/Pool/Bath House by Beaty & Partners Architects (formerly Beaty Saunders Architects) which won two awards, the Mayor's Award and an honor award. Other honor awards went to Ann Richards Middle School by Karl Muñoz Architects; Airbarns by Lake/Flato Architects; and Barritt Residence by Lake/Flato Architects.

A merit award was presented to Frost Bank/De Zavala Branch by Mannon Mok.

Citation awards went to University of Texas Pan American Engineering Building by Kelly Muñoz Architects; Havana Riverwalk Inn by Mannon Mok; and Northeast Baptist Office by Mannon Mok.

JOHN GRABLE

John Grable co-chaired the San Antonio Design Awards Committee.



Air Barns



Frost Bank/De Zavala Branch



Ann Richards Middle School



UT Pan American Engineering Building



Barritt Residence



Northeast Baptist Office



San Pedro Springs Lake/Pool/Bath House



Dross and Perle Cochere at St. Michael Catholic Church



Texas & Pacific Railroad Passenger Station Restoration



The Elder Annex Restoration



Valeo Electronic Systems Fort Worth Assembly Plant



Young Residence



Benbrook Recreation Center/YMCA



Origins Cultural Center



Camp Arroyo Carter Center/YMCA

Fort Worth Honors 12 Projects

FORT WORTH AIA Fort Worth recognized twelve projects during its recent 2000 Excellence in Architecture Awards, including presenting honor awards to Jim Bramford's Dross and Perle Cochere at St. Michael Catholic Church in Bedford, Gideon Teal's Texas & Pacific Railroad Passenger Station Restoration in Fort Worth, and Richard Wintersole's Young Residence in Burleson.

Merit award winners were The Elder Annex Restoration in Fort Worth by Arthur Weinman Architects, Denton High School Connector Building in Denton by VLK Architects, and Valeo Electronic Systems Fort Worth Assembly Plant by Gideon Teal. Citation awards winners were Benbrook Recreation Center/YMCA in Benbrook by Hahnfeldt Associates Architects/Planners, Origins Cultural Center in Arlington by Gideon Teal, and Camp Arroyo Carter Center/YMCA in Fort Worth by Gideon Teal. In the student competition, an honor award went to Rubi y La Riera by John Stack Ross and Matt Fajkus, both of the University of Texas at Arlington (UTA), and a citation award went to School of Music, Rome by Lauren J. Phillips of UTA.

The annual twenty-five-year award went to the Ruth Carter Stevenson Residence by Harrell Hamilton Harris, Architect.

Jurors were Jane Lorenz Landry, FAIA, of Landry & Landry Architects and Planners in Dallas; William F. Stern, FAIA, of Stern and Bucek Architects in Houston; and Clifford Miles Welch, AIA, of Welch Architecture in Dallas.



Denton High School Connector Building

Of Note: Placeworks1

AUSTIN An auction of works by distinguished designers, including an Eames uplit (in its original World War II packaging), a 1905 Keweenaw chair by Josef Hoffmann, and a vintage Le Corbusier chaise longue, benefited the Charles W. Moore Center for the Study of Place.

Michael Graves served as honorary chairman for Placeworks1 held November 16. More than 400 attended the festivities which also featured Graves leading a "give and take" presentation on architecture and design, but the main event was a silent auction of drawings, photographs, paintings, books, and furniture donated by dozens of nationally renowned architects, artists, and furniture designers. Other works auctioned during the evening included a set of design studies for the new Austin Museum of Art by Richard Buckminster Fuller, watercolors by Steven Holl, an original cottage by Graves, and a week's stay at Charles Moore's Sea Ranch Condominium #9.

Plans are underway for Placeworks2 but details have not yet been confirmed, said Moore Center Director Kevin Klein. The center sponsors design programs, architectural residencies, and conservation of the Moore/Anderson compound in Austin.

Houston Plans New NBA Arena, Third in State

HOUSTON Voters here have overwhelmingly agreed to finance a new pro-basketball stadium, making Houston one of Texas' three largest cities to build new homes for National Basketball Association franchises.

In November, with sixty-five percent of ballots cast in favor, Houstonians passed a referendum to allow existing hotel and rental car taxes to pay for a \$256 million stadium for the Houston Rockets. The facility, scheduled to open in 2003, is planned to be built downtown on land owned by the city near the George R. Brown Convention Center and several blocks south of Ervyn Field which opened in March 2000 as the new home of the Astros professional baseball team.

Dallas and San Antonio each have new stadiums currently under construction for their local NBA teams. The American Airlines Center, future home of the Dallas Mavericks, is set to open this fall. The \$325 million (including land and adjacent development) downtown facility is designed by David M. Schwarz/Architectural Services of Washington D.C. and HKS of Dallas. The San Antonio Spurs are expected to move into the SBC Arena in September 2002. The \$175 million arena will be built a few

miles southeast of downtown, at the current site of the Joe and Mary Freeman Coliseum, and is being designed by a team led by Ellerbe Becket of Minneapolis with associated architects Lake/Flato and Kell Mullor of San Antonio.

The passing of Houston's referendum promises to keep the Rockets in town, plus it will bolster the city's efforts to lure a major-league hockey team. A similar referendum failed at the polls in 1999, causing Rockets owner Les Alexander to consider moving his team to another city after his lease at Compaq Center expires in 2003. The Rockets' management had said the twenty-five-year-old Compaq Center lacks amenities, such as luxury skyboxes, that allow NBA franchises to stay financially competitive.

Proponents of the new arena say the facility will spur continued development of downtown's east side which is enjoying the public's support of Ervyn Field, the 42,000-seat facility built for \$248 million to replace the Astrodome. Plans for the new basketball arena include seating for 18,500 fans, a state-of-the-art sound system for concerts, and the latest in high-tech information systems for show presentations.

STEPHEN SHARPE

Simply The Best

Your projects and your professional reputation demand the finest in product and supplier performance.

Cold Spring Granite is a company of people inspired to deliver both. We focus our expertise on your concerns to make sure your granite project is one that we can all be proud of - and one that will last.

202 South Third Avenue
Cold Spring, MN 56320
800-551-7502 320-685-3621

Fax: 320-685-8400

Website: www.coldspringgranite.com
e-mail: csinfo@coldspringgranite.com

Your Representative:
Mark Crouse
830-596-6570

G R A N I T E



COLD SPRING
Granite and Supplier of Building Stone and Installation Products

Circle 35 on the reader inquiry card.

MFAH Exhibits Impressionist Landscapes

At the Museum of Fine Arts Houston, *Monet, Renoir, and the Impressionist Landscape* features the luminous color and atmospheric effects that made plein-air works the dominant genre of the late-nineteenth-century avant-garde. The collection, from the Boston Museum of Fine Arts, is among the most comprehensive in the United States and contains the largest number of works by Monet outside of Paris. For more information, visit www.mfah.org or call 713/639-7540. **JANUARY 21 THROUGH APRIL 15**

RDA Hosts Green Spring Lectures

Focusing on environmental issues, the 2001 Spring Lecture Series presented by the Rice Design Alliance will bring to Houston five innovative designers from around the world who are asking fundamental questions about architecture's role in society. All lectures will begin at 7:30 p.m. in the Brown Auditorium of the Museum of Fine Arts, Houston. For more information, visit www.rda.rice.edu or call 713/348-4876. Featured speakers are Ken Yeang of Kuala Lumpur, Malaysia, on **JANUARY 24**; Fruto Vives of Caracas, Venezuela, on **JANUARY 31**; Thomas Spiegelhafer of Pittsburgh, Pennsylvania, on **FEBRUARY 7**; Piny Fisk of Austin and Robert Berkenbile of Denver, Colorado, on **FEBRUARY 21**.

Meil Explores Pop and Postmodern

Concurrent exhibits trace two art movements, from the beginnings of Pop Art in the mid-1950s through to postmodernist works of 2000. *Pop Art: U.S./A.K. Connections, 1956-1966* illustrates the impact of popular culture on artists working on both sides of the Atlantic. *Postmodern Americans: a selection* vividly demonstrates the legacy of Pop Art and its influence on a new generation of artists working in various media. For more information, visit www.meil.org or call 713/525-9404. **JANUARY 27 THROUGH MAY 13**.

Libeskind at Dallas Architecture Forum

The Dallas Architecture Forum continues its fifth season by presenting Daniel Libeskind, designer of the Jewish Museum in Berlin. Recipient of the German Architecture Prize in 1999, Libeskind is currently designing the Spiral Extension to the Victoria & Albert Museum in London, the Jewish Museum in San Francisco, and numerous other projects. The non-profit DAF is dedicated to providing public discourse about architecture. The program begins at 6 p.m. in the Herchow Auditorium at the Dallas Museum of Art, 1717 N. Harwood St. Admission is free to DAF members, \$10 for DMA members, \$15 for general admission, and \$5 for students. For more information, visit call 214/740-0644. **FEBRUARY 15**

YOU CAN WAIT MONTHS FOR STEEL, OR BUILD WITH ENGINEERED WOOD AND FINISH FASTER.



Build with structural materials from Trus Joist and you can finish faster. We can deliver your order in weeks—not months—so even if you're fast-tracking, you'll have the flexibility to meet your schedule.

For more than 40 years, builders have relied on our structural materials. Costs are competitive with steel, and engineered wood is no sweat for crews to use. For more information call **Caet Mathews** at 1-512-349-5968 to find out how buying wood can help buy you time.

Trus Joist is a trademark of Trus Joist, a Woodmaster Company, Broomfield, CO. © 2001 Trus Joist. All rights reserved.

Circle 90 on the reader inquiry card

Creating the Sense of Place

When your setting calls for the warmth and beauty of traditional lamp posts, you'll find the world's largest selection at Spring City: exquisite posts and traffic controls, sand-cast in iron or aluminum, all featuring state-of-the-art photometric performance. And a staff of expert designers ready to work with you

to create new custom styles as well.

You'll be in good company with Spring City: American towns, cities, and universities have chosen Spring City more often than any other brand. Since 1843,



(610) 948-4000
www.springcity.com

Circle 220 on the reader inquiry card

Your South Texas Building Partner for Over 50 Years.

Valley Block & Brick supplies a diverse range of quality masonry products and services that no one can manufacture...our people...local professionals serving you and your project.

- Standard and Architectural CMU
- Face Brick and Masonry Accessories
- Local Expertise and History

Valley
BUILDERS SUPPLY
BLOCK & BRICK

Phone: (956) 593-3329 • Fax: (956) 593-3337
San Antonio: (202) 299-9372 • Hours: 9:00 AM - 7:00 PM
E-mail: (956) 593-3337 • Website: www.valleyblockandbrick.com

Circle 3 on the reader inquiry card

TA
Online

texasarchitect.org

Bond to a winner.

Realize the benefits of dependable and durable mortar.

- In all requirements for masonry mortar,
Type S Chemstar hydrated lime adds superior:
- masonry water penetration resistance
 - bond strength
 - workability
 - extended sand carrying capacity

 **Chemical Lime**
A Lhoist Group Company

Regional Office: 350 APG Lane
New Braunfels, TX 78132
Telephone: (800) 531-1072
Email: solution@chemicallime.com
www.chemicallime.com

Circle 5 on the reader inquiry card

Texas Tech's E-Studios

LAST YEAR AT TEXAS TECH UNIVERSITY, WE began teaching four experimental on-line undergraduate architecture design studios. By integrating computers and the Internet into the studio experience, we sought to explore meaningful ways to synthesize digital media into educational processes. The College of Architecture provided secure classrooms, Internet access, and space on its network server. Third- and fourth-year undergraduates supplied their own computers and off-the-shelf software. As the instructors, we provided a variety of teaching, architectural design, and computer experiences. All participants brought enthusiasm to embark on an educational adventure.

Design projects, schedules, and the expected quality and quantity of work were roughly the same for the students as for their classmates in concurrent paper-and-pencil studios. They posted their research, preliminary work, and final submits on Web sites they themselves designed and managed. Lively critiques took place in on-line discussion forums where the designers received and responded to written comments from professional mentors, students at a distant school, the Texas Tech faculty, and their classmates. Of particular interest was a six-week period when Flueckiger taught his class from Switzerland, with only a dial-up connection for communication.

These students opted to take the e-studio rather than a section of a traditional design class. Their design abilities represented a cross section of students enrolled in third- or fourth-year studios. All had taken the first of the two computer classes required at Texas Tech. (The first covers the basics of CAD and 3-D modeling, the second emphasizes advanced rendering and imaging.) To learn the fundamentals of Web page design and management, all took a three-credit-hour co-requisite course (also taught by the two of us) in which

each student administered a personal Web site. Each student had exclusive author rights to his or her pages and was responsible for page design, site navigation, and file management on the site. Using Microsoft FrontPage, students learned how to create and edit Web pages, establish hyperlinks, and manipulate

images. Additional Web skills were addressed on a "just-in-time" basis.

A computer screen is a small window into the multidimensional processes of design. Communicating the complex flow of intentions, concepts, explorations, alternatives, refinements, systems, etc. through the Web is a very different task than participating in a traditional classroom discussion or pointing to a detail in a large display pinned on the wall. In person, photocopied case studies are recognized as research, and initial sketches are easily distinguished from presentation drawings. However, on the Web, a hyperlink can lead to anything, from anywhere, at any time. A Web site must contain content, of course, but the site must be organized to allow the viewer to easily navigate to find that content. When designed properly, the organization should be nearly invisible to allow the content—in this case, a student's architecture—to come through in all its glory (or lack thereof). On the Web, small file sizes allow pages to download faster. However, if files are too small, images will appear fuzzy and will not properly communicate the designer's proposal. The target was to make student work viewable even with a slow, dial-up connection, a screen resolution as low as 800x600 pixels, and in both Microsoft Internet Explorer and Netscape Navigator. This mark is difficult to reach, but allowing contact with all visitors is very important. The value of clear site navigation and usability was discussed, and sometimes debated, throughout the semester. Preliminary work, final presentations, and subsequent critiques were—and still are—viewable by anyone, without passwords or any other restrictions.

Fall 1999

Once Per's Architecture Design III class began, each student was assigned a mentor, a professional architect working in an office. Loyal Texas Tech alumni, the mentors each volunteered half an hour per week for the fifteen weeks of the semester. They were asked to view a student's work and offer written advice and criticism to the student via the Web. Many mentors viewed several students' work to better understand how their student compared to others. They posted their comments in the student's FrontPage discussion forum which was available to everyone, and the students read and learned from comments addressed to others. Students also commented on each other's work. Mentor comments were consistently focused and thoughtful.

"E-Studios" continued on page 27



Pages from Jared Storzinger's Web site show his work on a fall 1999 class project. (top) Storzinger's project statement demonstrates the dual aspects of his design. (center) Conceptual sketches by Storzinger illustrate his preliminary ideas. (bottom) Storzinger offers plans, elevations, and sections in his final presentation.

ALL SEASONS COMMERCIAL DIVISION INC.

For more than two decades, the ALL SEASONS name has been synonymous with high quality. As a Texas owned company, ALL SEASONS is a manufacturer of high quality yet competitively priced window and door systems for both the residential and commercial marketplace. Our local and private ownership offers a dedication and solid commitment to customer satisfaction.

Please contact us concerning your window & door requirements. Whether your needs are for residential products, commercial, heavy-commercial or architectural grade window systems, ALL SEASONS stands ready to provide you with products which you may specify with pride. Our product line offers intrinsic beauty while providing the optimum performance in durably manufactured windows.

Please contact the Bryan, Texas facility concerning:

- AAMA 101 "C" rated systems (commercial)
- AAMA 101 "HC" rated systems (heavy commercial)
- AAMA 101 "AW" rated systems (architectural window)

ALL SEASONS COMMERCIAL DIVISION INC.

1 800 444 1444

979 823 1005 fax

1800 Shiloh Avenue in Bryan, Texas

Call the Longview facility for:

- Light commercial windows
- Light and heavy commercial windows with optional, built-in louvers for the hotel/motel industry
- Steel entry doors, storm windows, and storm doors

ALL SEASONS SASH & DOOR MFG., INC.

1 800 752 SASH

400 Ambassador Row in Longview, Texas



ALL SEASONS - YOUR SINGLE SOURCE SUPPLIER FOR
RESIDENTIAL, LIGHT COMMERCIAL, & HEAVY COMMERCIAL WINDOWS

"E-Studio" continued from page 21

Flueckiger's Architecture Design V studio collaborated with the Savannah (Georgia) College of Art and Design (SCAD). An introductory two-week design project was assigned to get everybody used to each other and the new design environment. This was particularly important for the purpose of establishing a

consensus for the means and process of communication with the students at SCAD, as the interaction was exclusively through the Internet. This introductory project involved designing a house for a computer specialist working remotely from a picturesque canyon location near Lubbock.

The client, whose office is completely virtual, desires to live in a house that better reflects and interfaces with his/her lifestyle. The project statement led students to a virtual museum exhibition (see a link to the then-current "The Un-Private House" at the Museum of Modern Art in New York) relating to the themes and concerns surrounding the introductory design project. All 26 exhibited projects at the MoMA incorporated the computer and digital media in their design process and presentations. The students were encouraged to travel via cyberspace and observe relevant and recent architectural designs where digital media were the primary forms of design development and documenta-

tion. (Besides learning about the exhibit's featured projects, the students also saw how architecture could be presented on the Web.)

Following the introductory project, the rest of the semester was devoted to the main design project, an educational and lodging facility for artists and people interested in art at an historically significant and active art-studio retreat in Marfa, Texas. In addition to posting student designs on the Web, research information was posted for the SCAD stu-

dents to download (from more than 1,000 miles away), so they could access the necessary site, climate, cultural, and historical information to begin to develop their designs for an exhibition hall that would complement our students' facility designs. Discussions via AOL Instant Messenger were routinely held as the students working from different locations worked out the specifics of obtaining and coordinating information. Site information was recorded with a variety of digital cameras, and links for downloading software for viewing were provided in the Web pages.

Spring 2000

Last spring the Internet design studios continued, with each teacher having a section of third-year design students. At the beginning of the semester, Flueckiger was unexpectedly delayed in Europe, waiting on a six-week process of visa adjustments. Perl set up blank Web sites and discussion forums on the college server for students in both sections. Perl began work with his group of students, all new to the Web. Flueckiger, seven time zones ahead, started working with his students (all had taken Perl's class the previous semester) asynchronously and synchronously, via a slow modem connection. The "virtual" teacher regularly placed critiques, comments, and answers to student questions in each student's discussion forum. The comments were posted and read at times convenient to the participants. Synchronous communication during studio hours created additional challenges, but was justified by the "hotter" nature of the telephone-

"E-Studio" continued on page 22



(top) While unexpectedly delayed in Switzerland during spring 2000 semester, Flueckiger continued to teach his class via Web Cam. (bottom) Flueckiger was able to keep a virtual eye on his students at the other end of the server connection.

To View the Students' Work

Syllabi, project statements, and work by all the students who participated in the e-studio, can be accessed from any computer with Internet access and a browser. In the College of Architecture we work with Microsoft Windows NT and Microsoft Internet Explorer 5. Some work was Macromedia Flash or Live Picture, both available as free downloads.

To view these Web pages, visit the Web site of the College of Architecture at Texas Tech University (<http://www.arch.ttu.edu/Architecture/>) and follow the links to Perl and Flueckiger's courses.

Or visit www.texasarchitect.org and look for the link to Texas Tech.

The background of the entire page is a detailed architectural floor plan of a school building, tilted at an angle. The plan shows a complex grid of rooms, corridors, and structural elements, typical of a large institutional building.

The Evolution of School Design

Thirty years of change in public classrooms

by John Focke, FAIA



ver the past three decades architects and educators have been both witnesses to and

players in a fascinating evolution in the planning and design of public schools. Driven by

the dichotomy of the traditional schoolhouse genre in which the classroom is a structured environment

for "education by lecture" versus a place for the collaborative teaching/learning process occurring in a flexible, interactive,

socially and culturally conscious environment. The architect's inquisitive analysis of changing educational needs and synthe-

sis of the design solutions has enriched public education and delivered new images of the schoolhouse which today are being

integrated into our communities. But the evolution has not been without serious struggles.

This evolution began in the 1950s with a national effort to rationalize and standardize school design through the use of off-the-shelf, lightweight, adaptable building systems that produced schools which could be delivered within tight budgets. This strategy provided a means to build a new school in six to nine months as a hedge against the double-digit inflation that plagued the construction industry in the early 1970s. While standardized school design was successful for small elementary schools, the planning process and building technology proved not to be adaptable to the larger and more complex middle and high schools. Nevertheless, a new way of thinking about designing and building schools was introduced into the marketplace.

Concurrently, we saw experimentation in the delivery of education. The "open plan" classroom environment of the 1950s was both a financially-driven solution – to reduce the cost of new facilities – and a social engineering experiment in education. However, chaos reigned in the open plan; acoustics were poor; use of audio-visual equipment was limited; and student supervision was everybody's problem. As schools grew in overall enrollment, design concepts were borrowed from the familiar retail "shop-

ping mall" environment to merchandise selection of classes and to provide a more interactive social environment. Supervision and security problems took the edge over the academic environment. But we, architects and educators alike, learned at each step.

A recent school facility condition assessment survey conducted by one of the large independent school districts in Texas reported that the traditional school buildings built before 1970 are in better condition today than those built after that date. These concrete or heavy-steel framed structures with masonry exterior wall systems, plaster and glazed tile partitions, and terrazzo floors have proven to be durable and maintainable buildings. Unfortunately, retrofitting these buildings to adapt to changes in the teaching/learning process and the introduction of electronic instructional technologies is costly, and in some cases so limited as to render these buildings functionally obsolete.

As the demand for new schools increased in the latter decades of the twentieth century, capital budgets lagged behind the escalation curve of material and labor costs within the construction markets. Architects, contractors, and building system manufacturers have struggled to find less expensive (and

consequently less durable) means to build and an-condition space for education. As a result, schools built today are better bargains on a cost per-square-foot basis—even more so than spec office buildings. This cost-efficient building type responds to taxpayer concern for frugality in public spending but can be a cash drain on the school district on a long-term life-cycle cost basis. Therefore, the K-12 schoolhouse entered the twenty-first century as a distinct set of building types characterized by building technologies optimized to first cost. The one exception to the emphasis on first cost – and one which runs counter to the "pay less for more" philosophy – involves energy consumption, a major component in the operating costs of school facilities. Smart superintendents are investing capital cost in sophisticated energy management and control systems and more efficient HVAC systems in an effort to control long-term operating costs.

Technology for Teaching/Learning

Presently, at a time when the cost pressure is acutely exerted on new construction, educators and students are working together to devise new models for teaching and learning. It's an ongoing process

which requires more flexibility in educational spaces, flexibility that will allow these new concepts to include electronic teaching, learning, and communication technologies. School districts across the nation are consumed with the need to equip the education environment with rapidly evolving technologies that dramatically impact student performance.

In the first wave of application of these learning technologies in school design, architects were called on to adapt traditional instructional spaces to accept new technologies. Computers were first introduced in training labs usually offered as elective courses, but classrooms then were not large enough to accept more than a few computers. As technology has evolved – particularly by adding communication through the Internet –

classrooms in new schools are now designed to accommodate computers, communication systems, cable television, and LCD projection. In this second generation of technology, new spaces for learning are being defined by educators and academic technology managers that are resulting in several reconfigurations: the classroom has become a flex-

ible teaching lab; the computer lab has transitioned to a discovery lab in which learning, monitoring, and measuring applications are linked to the computer network for analysis as a learning format; and the library has expanded to become the multi-media center, the information and communication heart of the school. More is to come in the third generation which is being driven by wireless technologies, laptop computers, and cellular communication devices linked to global information resources.

The presence of technology in public schools –

designing the facilities – as educators strive to provide for equal access to technology for all students, their parents, and other members of the community.

Restructuring Academia

Another profound and related influence on school design is emerging by way of the changing nature of the teaching/learning process. The introduction of global communications via the Internet is making universal access to both public and college/university libraries possible, and in this new world of cyberspace the teacher's role is expanding to include the task of facilitating information. Plus, in this new environment students may learn from the teacher for only a portion of a class period, then visit an on-line university library for self-instructed bibliographic research, and finish the period with instruction via cable TV. In this information-rich environment students move from a typical classroom-

lecture arrangement of space to a "problem-based learning format" where they work in teams either clustered within a large space or in smaller spaces designed for group study. The student may physically move around within the learning lab in an arrangement requiring larger spaces, more flexible furniture, and universal network access.

The Internet is drastically changing the teacher's role and is having a profound impact on the classroom, requiring larger spaces, more flexible furniture, and universal network access.

with its enormous cost to the taxpayer – is driving the demand for broader community access to that technology and communication beyond the normal school hours, a demand that most schools are not designed to fulfill. Security and increased operating cost for extended hours are only two of the design problems facing school districts – and architects

Design Driven by Theory

Adapting classrooms according to scholastic models has led to at least three classroom configurations over the last half-century.

Illustrations by Gerald Neerhauf, FAIA



Department Plan

In a traditional school plan, rooms are dedicated to particular subjects. The whole student body moves throughout the building to change classes.

Technology, however, is not the only force of change in the public school. The interdisciplinary/interactive nature of the teaching/learning process, coupled with increasing public-school enrollment, together have spawned experimentation in the management and social organization of the academic system. In decades gone by we could count on a simple departmental entity organized by academic discipline where the student moved from class to class for specialized but isolated instruction. This structured academic environment is efficient from a management standpoint but limits the student in terms of academic inquisitiveness. Educators are evolving a new order of academia in which four teachers, each one representing a core curriculum subject, work together as a teaching/learning team. The physical design for this interdisciplinary

team is called the "house plan" in which the four teachers share a suite with 100 students. Additional spaces are needed for computers, a small group-study room, science equipment, a planning area, teacher offices, and parent/teacher conference rooms. This new arrangement places the student in a social and academic "neighborhood" and puts the teaching/learning team in extended contact with stu-

dents. The physical impact of this house plan on the overall design of a large high school is profound. The learning potential on students is manifold with the potential to integrate the core curriculum at the point of everyday learning.

Administrators and educators work with the complex variable of scheduling the teaching/learning process within limited facilities to optimize the output of their instructional time. Traditionally, the fifty-minute class period meeting three times per week

colleagues on team research, or other learning activities. The impact of block scheduling on the use of school facilities can have the effect of reducing the overall capacity of the instructional space unless other flexible spaces are provided for teaching/learning, team planning, and elective subjects.

Public school system superintendents and school boards are all too familiar with the impact of rapidly changing technologies and emerging teaching/learning processes, and the costly maintenance of aging

facilities. The smart educator must focus on quality in education and in facilities. The challenge falls on the architect, working in collaboration with the educator, to understand the unique and changing education needs, to design productive academic environments, and to provide facilities which are durable and main-

tainable and which enhance our communities. ■

John W. Locke, FIAA, is a principal in the firm of Ray Bailey Architects, Inc. He co-authored the book Problem Solving in architectural programming with William Peto, FIAA, and the late William Cavill, FIAA.

Schools built before 1970 are in better shape than those built later, but the cost to retrofit these facilities to accept new technologies has rendered some functionally obsolete.

per subject was – and remains – the standard scheduling module in many schools. The evolution of the teaching/learning process has led administrators to a more productive block-scheduling method, which is based on a ninety-minute class period meeting five times on a ten-day cycle per subject. The block schedule has the student in class for a longer period with time to access the computer, work with



Open Plan

Large open spaces where all students move in all directions to change classes.



House Plan

Small groups of students share a "neighborhood" of rooms and several neighborhoods share functional areas like the gym, media laboratory, and cafeteria. Students change rooms only within their neighborhood.

Hi-Tech

UNR REVEALED

by D. Andrew Vernooy and Kevin Alter



PROJECT UT ACES Building, Austin
CLIENT O'Donnell Foundation
ARCHITECT Susman Todale Gayle
CONTRACTOR Austin Commercial
ENGINEERS Jester-Quintanilla & Associates (civil & structural); Blom Consulting Engineers, Inc. (MEP); The Broussard Group (landscape); Nard Burnett and Partners (owner's landscape); Enterprise Consulting Group (telecomm); Charles M. Satter & Associates, WJHW (audio-visual); Jack Evans & Associates (acoustical); Iversen Consulting Group (owner's food service); Ridgeway's (reprographics)
PHOTOGRAPHY Peter Tata

"Quatremère maintained that Greek buildings were 'friendly and truthful lies' and that they were mimetic works of art because they revealed themselves to be unnatural." Sylvia Lavin, from *Quatremère de Quincy and the Invention of a Modern Language of Architecture*

It is too easy to see architecture as a conspiracy of wills – the client, the architect, building codes – but, is this accurate? One could make a case that architecture is just as much a consequence of building practice – in the sense of typological concerns for light, structure, circulation, etc. – and perceived public opinion made explicit by design guidelines or implied by a collective sense of propriety. In the tangle of wills the field of disagreement is readily apparent, usually at the level of composition, mate-

rial choice, and assembly. In the context between building practice and decorum, the issues are more sophisticated and more difficult to describe.

The Applied Computational Engineering and Sciences (ACES) building at the University of Texas in Austin is a sturdy, decorous, and thoughtful addition to the campus. The architects, Susman Todale Gayle of Austin, have invested considerable study in the nature of the campus and its master plan. They have strived to make their building a considerable and civil resident; the brick and stone were chosen to match immediate neighbors; the building folds the corner and reinforces the street space at an important intersection, and the proportion and composition of the dominant north and west facades borrow specifically and generously from other parts of the campus. These are good architects who have done a good building—all the more reason to ask substantive questions about the nature of the relationship between building practice and architectural propriety.

Can institutions guide the character of their architecture without subverting the architects' respon-

(left) Built and devoted by the O'Donnell Foundation of Dallas, the 180,000-square-foot facility is located in the heart of the UT campus. (top) Invisible even from inside is the building's telecommunication infrastructure, including 1.3 million feet of Lucent GigaSPiED copper cabling and a wireless network that runs throughout the building as well as the outside courtyard, seen through the doors at left.



(above) All 196 seats in the Arays Auditorium are wired with power and Ethernet ports. (right) The on-site O's Campus Caf is operated by a premier Austin restaurant which offers catering services to everyone working in the building. (opposite page) Videoconferencing rooms on every floor are equipped with user-friendly instructional technology.



sibility to confront their contemporary culture in a critical manner? And, as the constituent assumptions of building practice evolve, should we see a similar evolution in our expectations for propriety? These questions relate more to the campus master plan than to ACES, but our critique of the building is colored by the ideological trappings of the master plan. By its very nature, any master plan imposes constraints on architects designing new structures to fit within that ideological framework. It is that "presence" of the master plan that hangs over ACES and exhibits itself through architectural devices which sometimes seem forced, as if the architects conceded to decorum in the battle of wits.

The ACES building is unusual in many ways. It is a multidisciplinary computer/media facility that is the branchchild of a private donor. The land that the facility sits on is leased from the university, and the donor's foundation was as instrumental in the design of the building as the university. The donor required several things, including open areas on each floor to promote interdepartmental interaction, a "deep" facade

to give the occupants a sense of insulation from the quotidian distractions of campus life, and a carefully designed, friendly courtyard between the ACES building and its immediate neighbor to the south, Taylor Hall. STG used the formal device of two intersecting axes to nest the program, locate the entrances, roughly coordinate the lower elements, mark important open areas on each floor, and anchor the expression of vertical movement that occurs on the top two floors of the building. Through these and other devices the architect attempts to reconcile its highly articulated program with the more refined formal objectives of the campus' older buildings.

But, by attempting that reconciliation, the architects grappled with the conflict inherent in any effort to design according to a comprehensive ideological formula. Inside and outside ACES, everywhere you look, there is the presence of the master plan, and the architects' adherence to its presence kept STG from exploring ways in which ACES might engage the culture of architecture in a more critical way.

ACES carries a formidable technical program, including integrated media and information systems for a visualization research lab, nearly 17,000 square feet of open-plan lab space, fourteen electronic seminar rooms, and an auditorium for 196 with each seat wired. This is a cutting-edge building designed in a short period of time and by all accounts the architects did an admirable job fulfilling the technical objectives.

This project is a "loaded" problem — just the sort that one loves to give in studio — because it begs deeper questions like the two posed above.

With the presence of the university's much publicized master plan, STG chose quite self-consciously not to reflect the technological nature of their program, citing that several generations of university buildings dedicated to the study of technical subjects stand on the campus without even a nod to more progressive architectural technologies. Certainly STG is correct to note that technically progressive architectural content is not an immediate and necessary response to separate technological concerns of the program. But, what is the real na-



- 1 VESTIBULE
- 2 LOBBY
- 3 AUDITORIUM
- 4 Foyer
- 5 VISUALIZATION LAB
- 6 FOOD SERVICE
- 7 OPEN OFFICE
- 8 FLEXIBLE SERVICE
- 9 ELECTRONIC
- 10 SERVICE
- 11 LIBRARY
- 12 COLLAB
- 13 SPECIAL SPACE

ture of the campus upon which the master plan is based? One is struck by the physical logic of the older campus, the stereometric rigor of the buildings and their similarities in scale, proportion, and visual texture. This logic was not inspired by fiat but by the nature of campus building itself—its building practice. Responding to the desires for natural light, structural efficiency, and for comely, reasonable roofs, classroom buildings once tended toward a stately thinness—quite an archaic attribute for the new generation of the highly articulated “fat” programs of most contemporary campus buildings like ACES. However, the presence of the master plan offers a mask of congeniality which precludes the exploration of both the practical nature of these desires and their larger formal implications.

While the presence of the master plan insures a level of decorum – the satisfaction of a collective sense of propriety – that relates to the pedestrian nature of the campus, the perceived hegemony of its presence is ruthlessly typological in a negative way—decidedly not in the manner in which Quixemire referred to mimesis above. What is missing is room to conceptualize and to negotiate the considerably more interesting schemes presented by STG in an early round of design. As is evident in an earlier scheme, the architects clearly attempted to sort out the way in which the public aspirations of the master plan – the asymmetry of the program, the conditions of exposure, and the change in building practice – conspire to produce architecture.

Much effort has been invested by STG in the wall section of ACES, for it represented to them the most

intimate intentions of both the master plan and the donor-client. This is a sophisticated design effort that responds directly to contemporary building practices – desires to control water and the visual consequences of the section – as evidenced by subtle changes in the exterior plane of the wall. It is tectonically contradictory, like most well-designed buildings of today, because it intends a certain substance but must work within the thinness of the layers of the modern wall. These layers are crafted to reveal their thinness at the right moments in an authentic and reasonable way. But, again the master plan trumps the obvious skill of the architects.

Finally, one is inspired to ask after its effort and its pleasure. Regarding Goldsmith Hall or the Texas Union, for example (the sources from which the ACES lower elements were taken), the pleasure is in the carefully controlled, plastic character of the facade, its composition, and all of its symbolic content. The thought that all of that might reside intact in the campus of the twenty-first century – in a world of bits and bytes – is the conceit of an ideology that values decorum over investigation and platitude over confrontation—an ideology where, unfortunately, under the master plan, our buildings will not be “friendly and truthful liars.” ■

Dr. Andrew Venosa and Kevin Alter are on the faculty of the School of Architecture at the University of Texas at Austin. Venosa is associate dean for graduate architecture programs. Alter is associate professor and co-director of the Center for the Study of American Architecture.

REFERENCES HANSEN, HALL, see above notes; Greenleaf Party Services; see references; Dura Art, see above; Portland Cement, see above notes; Elgin-Bulter Brick Company, see above notes; Acme Brick, Milwaukee and Newark, Flexible Construction Products, Dallas; Nor USA, Ltd., see above notes; Georgia Structural Stone, Texas Quarries; see also Yalcin; see above notes; Big B Metals/Bricks, see above notes; see above notes; Bala Woodwork, see above notes; see above notes; Bala Woodwork, contact: see above notes; CECS, see above notes; Karval Corp., see above notes; Owens Corning, contact: see above notes; Dryvit, contact: see above notes; LED Light Supply International, contact: see above notes; Reynolds Detail Co. (Composite Panel Technologies, distributor), see above notes; SBC, see above notes; Nature Skylights, see above notes; Dorrkraft Manufacturing, contact: see above notes; RACO Interior Products, Inc., see above notes; Eggers Industries, see above notes; Smoke Guard Corp./Ed Flame Building Specialties, distributor, see above notes; Williams Brothers, contact: see above notes; The Rita Dec, Landite Inc., contact: see above notes; see above notes; Corbin Manufacturing, contact: see above notes; contact: see above notes; Kroyer, see above notes; Viroon, see above notes; Laminate, WoodArt, see above notes; Acrylic, contact: see above notes; Delta Metals, Gold Bond, Supply Midwest, see above notes; American Glass, American Tile, Ceramic Tile, contact: see above notes; JCG Interiors, contact: see above notes; Artico, Inc., contact: see above notes; Directing, contact: see above notes; SPP Signs, contact: see above notes; Construction Specialties, see above notes; see above notes; City Stamp and Seal, contact: see above notes; Nelson, contact: see above notes; see above notes; ThermoFl



PROJECT Burk Burnett High School, Burk Burnett
CLIENT Burk Burnett ISD
ARCHITECT Bundy Young Sims & Potter, Inc.
CONTRACTORS Potest, Inc. (food court/classroom addition); Electro
Construction Co., Inc. (gymnasium addition); Creative Four (P.E.
renovations/performing arts renovation); Arthur Construction (auto
technology facility)
CONSULTANTS Ridgway Associates, Inc. (mechanical); Dale Caffey
Consulting Engineers, Inc. (electrical); Fischer Engineering (struc-
tural); H.G. Rice, Inc. (food service)
PHOTOGRAPHERS David Potter and Terry Halvey

S k i l l f u l B l e n d o f

Old and
New

by Ted Buss



(Clockwise, from far left) The transformation of the high school, originally built in the 1960s, united a disjointed group of nondescript horizontal buildings into a cohesive campus which projects a sense of monumental verticality, and finally gave the school a front door. The building legs adds touches of school spirit. The sweeping curve of the front entry invites visitors into the bright and airy interior of the rotunda.



IT WASN'T EXACTLY LIKE TEARING DOWN London with a claw hammer, but the challenge was daunting, nonetheless. Burk Burnett school officials knew it. The architects knew it.

Simply put, Bundy, Young, Sims & Potter of Wichita Falls were asked to transform a disjointed hodgepodge of 1960s buildings into a compact, highly functional, and subtle but spectacular blend of old and new architecture. In other words, their charge was to create something logical out of a seemingly dysfunctional maze of boards, bricks, and mortar.

Although countless puzzled faces watched as old walls fell and new corridors took shape, the metamorphosis was indeed special: Burk Burnett High School, in the year 2000, became a truly self-contained campus, a skillful blend of the past and the present. Today the school spans 300,000-square feet of bright and airy "main street" influence. "It all began with the school and the community and their vision," says Dick Bundy, a principal in the architecture firm. "With Rick Sims as the project manager, we were able to develop a plan where we could successfully bring the old and the new together without really noticing it." Bundy adds, "To me, this school is an example of public education in architecture. We took a set amount of dollars and used it with discretion. In North Texas we learn to stretch the dollar and make it work, and there is never anything wrong with that."

The first thing students, faculty, and residents noticed in the \$18.7 million project was that finally, after thirty-six years, the high school had an official front door rather than thirty-two different access points that ricocheted in various directions like shots from a loose cannon.

Not to be cruel, but the old Burk Burnett campus resembled a small western town in the 1800s. It appeared to have no starting point—only a collection of buildings that were added to over time.

A front door may sound like a small matter, but it became a focal point that led all cultures and interest groups through one portal and into a dynamic rotunda.

"We wanted to energize the entire campus," says Danny Taylor, superintendent of the Burk Burnett schools system. "We spent thirty-six years with no place for students to gather because all these different entry points made it impossible. Now we have a front door. We have a back door and two other



(left) Beige brick distinguishes exterior entrances and provides contrast with the red-orange brick chosen to match the veneer of the original buildings.

entry and exit points. Security is vastly improved, and now students have common sites where they can mix and mingle and build a sense of pride and unity."

That sense of pride is represented visually by the building, the high school's mascot, which is etched in cornerstones throughout the exterior of the campus. More evidence of school spirit, banners celebrating past and future athletic and academic championships hang from the rotunda's lowering cathedral ceiling. The centerpiece is a mounted classic bronze building sculpture designed and created from a live model by famed Texas artist Jack Stevens.

From the rotunda with its earthy rust-colored floor, the classic design begins its swirl of the old and the new. It is impossible to detect where old outside walls become new bright corridors leading to a cafeteria and a library that were once disjointed, and to arts, math, English and special education classes where students once scurried from one building to another, often with no mercy from the elements. And in the cafeteria, where long lines used to wait for the "same-old, same-old," a food court now thrives.

"With 1,100 kids who can't go anywhere else for lunch, you'd better give them what they want in the

real world, and that's what we've done," says Taylor. And by eliminating a stage, an old band hall, and wasted corridors, the cafeteria, he adds, has gone from seating 300 to 600.

The former auto mechanics and body shop has a new location, its old spot having been converted to a fine arts center where classes are held and theater pieces are staged.

Special education students who previously attended classes in a separate building, are now part of the main student body.

"These kids learn how to cook, make a bed, clean house, and generally how to look after themselves," says Taylor. "Hopefully, we are helping them to gain some independence in family-life skills, but just as important, they are part of the student body."

Various halls were closed, and as a result the school gained five additional classrooms for computer labs and other educational needs.

"We listened to what the educators and the community wanted and we identified the problems," says Bundy. "Then it became the mission to creatively solve those problems and give the community, students, and faculty a sense of ownership in the campus."

The idea, also, was to give Burk Burnett a structure that was not only highly functional, but one that would last.

"We wanted them to be able to feel as comfortable with the building 20 years from now as they do today and we believe we have succeeded," Bundy says. **■**

Bob Bucci is business editor of the Wichita Falls, Texas, *Record-News*.

ARCHITECT Kansas Council Industries Inc., 10000 W. 100th St., Overland Park, KS 66209; Dallas-Carl Stone Co., Inc., 10000 W. 100th St., Overland Park, KS 66209; Dallas-Carl Stone Co., Inc., 10000 W. 100th St., Overland Park, KS 66209; Pittsburgh Corning, 10000 W. 100th St., Overland Park, KS 66209; Fixation Products Co., 10000 W. 100th St., Overland Park, KS 66209; GFI, 10000 W. 100th St., Overland Park, KS 66209; Carr Door Products, 10000 W. 100th St., Overland Park, KS 66209; Graham-Road Doors, 10000 W. 100th St., Overland Park, KS 66209; Nationality, 10000 W. 100th St., Overland Park, KS 66209; Tarkett, 10000 W. 100th St., Overland Park, KS 66209; Rollins, Inc., 10000 W. 100th St., Overland Park, KS 66209; J.R.R. Rovers, 10000 W. 100th St., Overland Park, KS 66209; Proctor Products, 10000 W. 100th St., Overland Park, KS 66209; Hooty

A TOWN SQUARE



FOR KIDS

by Dan Parker

PROJECT Dawson Elementary School, Corpus Christi
CLIENT Corpus Christi ISD

ARCHITECT Richter Associates Architects, Inc.

CONTRACTOR Moorhouse Construction Co.

CONSULTANTS Collins, Haggard & Associates (MEP); Wilkerson Engineering (structural); Shiner, Moseley Associates (structural); Urban Engineering (civil)

PHOTOGRAPHY David R. Richter, FAIA

VISITING DAWSON ELEMENTARY SCHOOL IS, IN a sense, like strolling through the downtown of an older American city where life revolves around a town square and the feeling of community is strong.

In the school's center stands a broad, airy atrium—a public space surrounded by a compact collection

of classrooms. Similar to storefronts surrounding a town square, the classroom windows allow students and teachers to see outside their classrooms and into the atrium. Also, like a town square, the atrium provides a place where students gather to conduct group activities and celebrate their achievements, posting their work on the walls for the rest of the school community to see.

"Either in the school or outside the school, one thing that's very important in this design is the sense of connectedness," says Elizabeth Chu Richter, half of the husband-and-wife team of Richter Associates Architects, Inc. in Corpus Christi. "When you are in the school and in a classroom, how you relate to the whole of the school and the other classes... there is the feeling you are part of the school and not just in the room."

Lined with clerestory windows, the atrium is naturally lit. Sunlight passing through the atrium, which runs east to west, gives the building a welcoming transparency from the building's approaches. That solar orientation contributes to the sense of community.

"You kind of get the sense that this place is open," David Richter says. "You can look all the way through the building, all the way through the atrium, in one side and out the other. Without that (solar orientation), you can't very well have a space that is penetrated by natural light and therefore has good comfort and a sense of openness and inclusiveness."

While designing Dawson, the Richters looked to schools of a generation or more ago as prototypes that used a lot of natural light. Those older schools

often had windows in their classroom doors, so the architects planned for Dawson to have windows in its classroom doors. The benefit of such windows, David Richter says, is that they help everyone to be involved in and contribute to the school community.

"Teachers, principals and other people walking the hall deserve to see what is going on. It's a team effort to teach kids these days, and teachers shouldn't be too bashful about somebody looking in on them and seeing all the fun stuff going on," he says. "We're trying to create a more transparent classroom."

"When you go through a lot of other schools, you walk down the halls, and there are only doors into the classrooms," adds Elizabeth Chu Richter. "There is no sense of what is happening behind the walls. You can walk through the whole school and have no idea there is education, there is learning, there is activity behind those walls. But when you walk through [Dawson Elementary], you have that sense because of the windows. Even the interior ones in the kindergarten area and the atrium and outside. When you walk through ... you do sense there is a cohesiveness of activity in the school, the community sense, how each part is linked to the next, each group of students is linked to the others."

The school's exterior windows, which provide natural light from every vantage point in the building, ensure an unusually direct relationship with the larger community surrounding the campus. "One of the problems that exists in a lot of contemporary school design is the way they've become so internally focused," David Richter says. "You lose a connection with the outside."


The windows also provide visual references that give people a sense of direction, unlike in an opaque building where visitors can easily become disoriented after a few turns and unsure of how to find their way back to the front door. The opaque school building is an unfortunate byproduct of the concerns of school officials who demand new fortress-like buildings they believe are necessary to protect their schools against vandalism and maintenance woes. The desire to build fortresses often means a school will have fewer openings in its exterior walls, a design element that contributes to a visitor's sense of disorientation and to the school's occupants' sense of separation from the outlying community.

The Richters' design provides the windows which prevent those problems, but the number of windows is not great—it's the positioning of the windows that matters. The Richters decided they did not want to build any classrooms that did not have natural light, which is not an easy thing to do these days.

"Because of this atrium space," David Richter says, "we're able to take the old-fashioned school wing and stack it together and get the benefits of the modern, more enclosed design—but with the orientation and the natural light of the old-fashioned school design where you have these wings that always keep you connected to the exterior." In some new schools, resource rooms tend to be embedded deep within the building where they are out of sight of hallway walkers, but Dawson's resource rooms are located amid clusters of classrooms and adjacent to corridors, reinforcing the overall sense of commu-

- 1000 PLAN
- 1 LIVING
- 2 PORCH
- 30 MATH CORNER
- 40 HALL
- 50 BATHROOM
- 6 ART
- 7 LUNGEON
- 8 ATRIUM
- 9 OUTDOOR PROJECT AREA
- 10 KINDERGARTEN
- 11 FIRST GRADE
- 12 SECOND GRADE
- 13 THIRD GRADE
- 14 FOURTH GRADE
- 15 FIFTH GRADE





nity, the resource rooms are positioned so that students and teachers can see into these spaces through the windows in their classroom doors. Classroom doors are clustered together, close to resource rooms, adding to the effect.

Residents of neighborhoods surrounding the Dawson campus can easily become part of the school's community. After-school activities may be held in the cafeteria and the library, each of which have entrances opening into the school's reception area and which are easily visible when a visitor first enters the building.

In addition, the school's very "look" becomes part of the educational process for students. "Much of architecture today is sort of hidden beneath the walls," David Richter says. "You see paint and Sheetrock, and it doesn't give you much insight as to what's in there. And so, it doesn't much portray itself. The carpet on the floor doesn't tell you much about the floor, and then there is the suspended ceiling. So you're enclosed by all these sort of fake finish materials, and the real stuff is hidden from view. We felt like if kids are going to be in a dynamic learning environment, rather than painting Crayolas on the wall and doing cute supergraphics, we wanted to create what we thought was a stimulating environment with the real thing. And so we picked materials we thought would be very durable, like brick and tile, and used them in a kind of creative way."

For example, green tile on lower portions of exterior walls mimics a hedge, and kids can get a sense that brick can be a fired-clay color, or it can

have a glaze. Also, some concrete blocks were left unpainted and steel support structures left exposed. "So, an observant kid - which some kids are - can walk through a building like this and literally construct the building in his head," David Richter says. "They know how it's built, and they know what kinds of materials it uses, and they kind of know what hides the roof up." ■

Don Parker is a reporter for the Corpus Christi Caller-Times.

PRODUCTS windows: Bayco Concrete Products (ML); wooden walls: Featherlite; wooden work workstations: Elgin Butler; wire workstations: Western Steel; concrete: Timber Concrete Manufacturing Co., Inc.; wall-mounted eye coverings: Gulf States Lignite Co., Inc.; wooden workstations: Dow Chemical; wooden workstations: Schuller Roofing Systems; roof workstations: Biko Company; wire workstations: Currier/Essex; wire workstations: Graham/Essex; concrete workstations: Votzball; wire workstations: Alamo; wire workstations: Pilkington; concrete workstations: Celsco Building Products; concrete workstations: Eco Acoustical Products; roof: Dover Paint; roof: Eco Paints; Corpus Christi Stamp Works; wire workstations: Corpus Christi Stamp Works; wire workstations: Red Hat Corporation

(left) Exterior windows create a visual connection between the school's occupants and the surrounding community, as well as provide classrooms and other spaces with abundant natural light. (right) Brick and tile are among the durable materials the architects employed to enliven the interiors.



Academic Village

by Rebecca Boles

PROJECT Renner Middle School, Plano
CLIENT Plano ISD
ARCHITECT Corjan Associates, Inc.
GENERAL CONTRACTOR Douglas E. Barnhart, Inc.
STRUCTURAL ENGINEER L.A. Fuoss Partners (Structural); S. Toob & Associates, Inc. (MEP); Brackett Davis Drake, Inc. (Civil); SMR (Landscape); Antech Roofing Consultants, Inc. (Roofing); Wensell Design Group (Kitchen consultant); Wrightson, Johnson, Haddock, & Williams (Acoustical)
PHOTOGRAPHER Craig Blackmon

LOCATED IN THE MIDST OF PLANO'S REPETITIVE housing developments, Renner Middle School has kept suburbs at bay since opening during the 1998-1999 school year. Designed by Corjan Associates, the building exterior is reserved, but the heart of this academic village is found in the interior of this unified building. Anchored by a tall, metal-clad, cylindrical rotunda, the balance of the building works outward from the center.

The village metaphor is appropriate for this school. The corridors are the streets running through the building fabric of classrooms. The elective areas are the cultural centers, and the rotunda houses the town hall, which includes the administrative offices, library, cafeteria, and auditorium.

The concept of academic learning has been in operation within the Plano Independent School District since the inception of Renner, and its principles are strongly evident in the plan. Sixth-, seventh-, and eighth-grade students are divided into academic teams of approximately 130 students. Within each academic team, students move between adjacent classrooms for instruction in the five core classes of English, reading, math, social studies, and science. This configuration is the repeated organizational unit of the school. One "pod" is formed from two sets of core classrooms and an open activity center for group gatherings. Collectively, Renner Middle School is composed of four pods. The color-coded pods are arranged along one side of a linear corridor opposite

the elective classes of choir, band, orchestra, speech and drama, art, and home studies.

The school has a lively corridor that links the administrative town center to the pods. Along the main corridor, triangular planes cut across the hall to mark the entry to the pods—painted either blue, red, yellow, or green to mark their location. The color-coded corridor is the main directional device in the school. A directive such as "All students report to the blue pod activity center for a special science presentation" simplifies announcements.

The architecture of Renner Middle School strengthens the academic learning environment and the teachers are enthusiastic advocates of the classroom organization. Since each pod is dedicated to one grade level, the students are in the company of their peers, and the teaching teams are better able to observe the progress of their students. In daily team meetings, teachers discuss student performance and opportunities for collaborative projects and assignments that unite the various core classes.

Planning for the Future

by Barbara Koerble



PROJECT Carroll Junior High School, Southlake
CLIENT Carroll ISD
ARCHITECT VLK Architects
CONTRACTOR Buford-Thompson Company
CONSULTANTS Metro Structural Consultants (structural), Wells Dook Engineers, Inc. (M.E.P.), Cheatham and Associates (civil), Schrickel, Rollins & Associates, Inc. (landscape/athletic facilities), H.G. Rice (food service)
PHOTOGRAPHER Craig Kuhner

CARROLL JUNIOR HIGH SCHOOL IS EMBLEMATIC of the demands placed on school districts in a state with a burgeoning school-age population. Carroll Independent School District had been growing at a rate of 600 students per year, so master planning for future expansion was a primary consideration in the school's design. The junior high school, designed by VLK Architects, received a 1999 Merit Award from AIA Fort Worth. The school was designed for 1,400 students but can be expanded to accommodate 2,000 students. In anticipation of demographic changes, the junior high school which currently serves seventh to ninth grades, by 2002 will house

ninth and tenth grades. By 2004, this facility will become a high school and will be expanded to serve ninth to twelfth grades.

Maximum flexibility is provided by a cross axial plan which will permit classroom extensions at the end of each arm. Important facility services such as the gymnasium, library, and cafeteria also are positioned for easy future expansion. The juncture of the cross axis is a convenient location for a hall monitor to keep a watchful eye on four different hallways. For additional security, restrooms have open switchback entrances.

The initial plan was flipped early in the design process to preserve mature trees on the eastern side of the site, a move made in deference to the City of Southlake's strict ordinance requiring replacement of all trees removed from a development site. The plan also had to accommodate a thirty-five-foot drop in grade, and French drains were installed to control the water saturation level in the higher ground. Southlake also has stringent restrictions on site lines from adjacent residential development, and this limited the height of the school buildings and their placement on the site. The site plan also included

(above) The door to the cafeteria opens onto a patio. Seen in the background, tall windows illuminate the school's main lobby. (opposite page, left) Green brick defines the main entrance, a two-story hall which connects the academic area to the complex containing athletic and fine-arts spaces. (opposite page, right) A stage is currently configured as part of the dining facility, but plans for future expansion include construction of an 800-seat auditorium.

an eight-lane all-weather track and baseball, softball, and practice football fields. The next expansion phase will include a new competition gym with 1,800 to 2,000 seats, a field house with an indoor workout facility, and an 800-seat auditorium.

The modernist exterior profile of the school is enlivened with bands of rock-faced and green glazed brick. Slightly recessed sections of the wall's brick cladding provide further subtle articulation. The building's volumetric form expresses its program. A three-story L-shaped classroom block contains two floors of classrooms topped with a third level dedicated to science labs. The main entrance and circulation core is a two-story volume enclosed in green



Campus and Identity

by Willis Winters



PROJECT Addition to Greenhill School, Dallas
CLIENT Greenhill School
ARCHITECT Lake/Flato Architects
CONTRACTOR Hsaw & Associates
CONSULTANTS Raymond L. Goodson Jr., Inc. (structural); Basharkah Engineering, Inc. (MEP); Pacheco Rock Consulting Engineers (civil); Alan Fujimori (landscape); Archillumine Lighting Design, Inc. (lighting); Polton Marsh Kinsella (acoustical)
PHOTOGRAPHY Paul Hester

DESPITE ITS POSITION NEAR THE TOP OF THE Dallas educational register, Greenhill School has, in the past, suffered from a minor identity crisis. While its private school rivals benefited from highly visible sites scattered across the north Dallas landscape, Greenhill was saddled with an awkward location between Addison and Farmers Branch, one block removed from a major thoroughfare. Burdened by

this geographic handicap, Greenhill endured years of visual obscurity. Furthermore, the school's campus plan lacked both spatial focus and architectural distinction. By 1993—Greenhill's forty-third year—the time had come to call in the troops.

The following year, Lake/Flato Architects of San Antonio, in their first Dallas commission, teamed with Hidell Associates to craft a finely honed master plan for the Greenhill campus. Then, between 1995 and 1998, the two firms (with Lake/Flato as design architect and Hidell as architect of record) collaborated on the execution of this master plan in two separate phases, adding four new buildings comprising a hefty 101,000 square feet of administrative, educational, and athletic space. With the physical re-development of Greenhill now essentially complete (only a replacement fine arts facility remains to be added to the 1994 master plan), the school has admirably achieved two critical goals—an impressive panorama of new buildings oriented toward

(opposite page) Raised clerestories at the Levy Middle School mark assembly areas for each grade. (above) Three chimneys on Lake/Flato's administration building denote the visual centerpoint of Greenhill's south-oriented campus.

the site's southern entry, and the coalescence of a more homogenous campus distinguished by architectural character and ingenuity.

In the existing Greenhill campus, Lake/Flato Architects encountered a loose assortment of buildings that established the contextual foundation which would be rigorously pursued in the master plan. The Greenhill commission also afforded the firm's two founding principals, David Lake and Ted Flato, the opportunity to confront the work of their mentor—O'Neil Ford, who was responsible for five buildings on the campus dating back to 1963. While taking cues from the older structures designed by Ford and others, Lake/Flato eschewed their somewhat laconic,



(above) The second-phase gymnasium and canopied alumni lounge overlook the entrance of the adjacent football field. (opposite page) In their 1994 master plan for Greenhill School, Lake/Flato deftly inserted four new buildings to establish a new system of campus circulation and open space.

utilitarian nature in favor of a more robust vocabulary of building forms and architectural details. At the same time, the architects established the school's current circulation and spatial infrastructure by creating a series of exterior courtyards set along a meandering path that transects the campus along its north-south axis.

The hierarchical progression of exterior spaces is initiated at the administration building, which, together with the Levy Middle School, was completed in 1995 as the master plan's first and most critical phase. Both of these buildings were deftly inserted into the existing campus fabric – like two pieces in a jigsaw puzzle – and engaged nearby structures to form no fewer than three exterior courtyard spaces

where none previously existed. The largest of these spaces is the new heart of the Greenhill campus—a well-defined, heavily landscaped “commons” anchored on the south and west by Lake/Flato's middle school, on the north by several O'Neil Ford and Arch Seank buildings, and on the east by William Hidel's upper school. The permeable boundary established by these surrounding buildings is further softened through the generous use of covered arcades.

In addition to its decisive role as the anchor of Greenhill's figure-ground plan, the Levy Middle School building also serves to mitigate the problematic scale of the neighboring athletic complex with the decidedly low-profile campus to the east. At the center of the middle school is a tall octagonal volume with a distinctive pyramid-like roof topped by a clerestory lantern. Projecting wings feature symmetrical shed roof forms beneath linear raised clerestories which act as visual cues to the bowed roof of the adjacent gymnasium. These elements are familiar components of Lake/Flato's highly refined architectural vocabulary, recalling similar forms and de-

vices in the firm's previous work, including small-scale ranch houses in Heltonville, Canyon Lake, Cotulla, and Marble Falls, as well as a private residence and a branch library in San Antonio. Standing- seam metal roofs with deep overhangs, sun louvers, covered arcades, and softly hued masonry walls with horizontal stripes – lesser elements of the typical Lake/Flato palette – are also abundantly present in the middle school. In a campus with strong spiritual ties to the contextual vernacular work of O'Neil Ford, the Levy Middle School building fits in comfortably.

The administration building fulfills a similar role in establishing this vernacular part, albeit on a more practical (but less inventive) level than other components of Lake/Flato's master plan. Three simple gabled volumes, each terminated by a tall brick chimney and covered arcade, are slightly staggered in plan to funnel visitors toward the principal pedestrian entry (otherwise unmarked) into the campus. The chimneys also denote the visual centerpoint of Greenhill's southern prospect, efficiently balancing the scale of this small building against the imposing



and COMPANY, INC.

INDEPENDENT FOOD FACILITIES
DESIGN CONSULTANTS

972/790-9100
972/790-9200 FAX
1-800-745-7423

3300 ROCK ISLAND ROAD
IRVING, TEXAS 75060-2169

hgrice@gte.net



Offering Design Services For:

- ◆ Schools
- ◆ Healthcare
- ◆ Business & Industry
- ◆ Correctional
- ◆ Corporate
- ◆ Churches

Circle 65 on the reader inquiry card

The Kent J. Chatagnier Firm

Continuing to
provide
distinguished
Roofing Consulting
Services

WBE Professional Services Firm

Deanna Chatagnier
100 Flying Boat
Lakeway Airport
Austin, TX 78734

(512) 261-4446
(800) 553-7586
Fax (512) 261-3073

Circle 223 on the reader inquiry card

Talk to the school district people with the power to get things done.



Exhibit at the Annual Conference of the Texas Association of School Business Officials.

Expected attendance of approximately 1,200 will include board members, superintendents, business managers, and SBO directors from the largest to the smallest school districts across the state. Don't miss the chance to reach your target audience.

TASBO's 54th Annual Conference & Exhibits
Feb. 26 - March 2, 2001 • Austin Convention Center

Phone 512/462-1711 or 800/338-4531 for exhibit
information, or visit our website at <http://www.tasbo.org>

2000 School Architecture Awards

In this issue's portfolio, Texas Architect presents a selection of winning projects from the 2000 School Architecture awards, sponsored by TASBO. The full list of winners follows.

Construction Award

Beulah Beagar High School North East ISD,
Pfluger Associates Architects, O'Neill Conrad Spillert Inc.,
Associate Architects
Bixville High School, Bixville ISD, SHW Group, Inc.

Educational Appropriateness Award

Devon Creek Elementary School, Coppell ISD,
SHW Group, Inc.
Harvey Mitchell Elementary School, Bryan ISD,
SHW Architects, Inc.

Value Award

John B. Connally High School, Pflugerville ISD,
SHW Group, Inc.
Dove Point High School, Round Rock ISD, BLBY, Inc.
Joe M. Purke Elementary School, Belton ISD, BLBY, Inc.
League City Intermediate School, Clear Creek ISD,
PBR Architects, Inc.
Maxer High School, Manor ISD, BLBY, Inc.
Cotton High School, Cotton ISD, Claycomb Associates
The Village Elementary School, Georgetown ISD,
Bosker/Weiss & Associates
Frisco Administration Building, Frisco ISD,
Corgan Associates, Inc.

Design Award

Devon Creek Elementary School, Coppell ISD,
SHW Group, Inc.
John B. Connally High School, Pflugerville ISD,
SHW Group, Inc.
Round Rock Performing Arts Center, Round Rock ISD,
Pfluger Associates Architects
Dove Point High School, Round Rock ISD, BLBY, Inc.
League City Intermediate School, Clear Creek ISD,
PBR Architects, Inc.
Circus Ranch High School, Katy ISD, PBR Architects, Inc.
Kingswood College, North Harris Montgomery College District,
Joiner Partnership, Inc.
Cameron Middle School, Denton ISD, VLK Architects
Pasadena High School, Pasadena ISD, Ray Architects

Innovation Award

Bixville ISD Fine Arts/Collectives Complex, Bixville ISD, SHW
Group, Inc.
Pasadena High School, Pasadena ISD, Ray Architects

Process of Planning Award

Hightower Elementary School, Plano ISD, SHW Group
Surrell Elementary School, Denton ISD, WJM Design

Stony Point High School



TEAM
OWNER
ARCHITECT/DESIGNER
GENERAL CONTRACTOR
MECHANICAL
ELECTRICAL
PLUMBING



PROJECT Stony Point High School, Round Rock
CLIENT Round Rock Independent School District
ARCHITECT BLGT, Inc.

CONTRACTOR American Constructors, Inc.
CONSULTANTS Fisher Hagood, Inc. (civil); Datum Engineering, Inc. (structural); Hendrix Consulting Engineers (MEP); Alexander Soudy Associates (landscape)

PHOTOGRAPHER Greg Hurstley

Value Award

Top: Stony Point High School's main entrance appears to gesture with open arms to welcome visitors. The entrance's exposed barrel-vaulted roof trusses and glass wall of the main entrance reflect the influence of high-tech industries located in and around Round Rock. Core spaces such as the library, cafeteria, and locker rooms are designed for possible future expansion to keep up with the growing school district. Masterplanned for 3,200 students, capacity is currently 2,500. **(center)** Inside, natural light slices through clerestory windows to brighten corridors. Energy-efficient three-way fluorescent lights are used throughout the school to take advantage of the abundance of natural light available in most spaces. Vinyl composition tile is the school's colors create interesting patterns in the corridors and cafeteria. **(bottom)** A sloping site prompted the design of two separate buildings with different floor elevations. A courtyard is located between the north and south buildings, and enclosed bridges along each edge of the courtyard connect the two buildings. The courtyard is a popular gathering place for students and staff. The two-story north building consists of classroom wings to the east and west with the media center in the middle. The south building is organized along a wide circulation wall that begins at the courtyard and extends to a glass-block window looking into the gym. The 303,000-square-foot school was bid in the last quarter of 1997 for a per-square-foot cost of \$107 including site work, or \$87 excluding site work.

MECHANICAL HERSH, INC.; **ELECTRICAL** Allied Tube & Conduit Fabric Division; **PLUMBING** WOODROW WATSON; **CONCRETE** Fritschman & Aron, Inc.; **LANDSCAPE ARCHITECTURE** C.L. Smith, Inc.; **ARCHITECTURAL RENDERING** WOODROW WATSON; **CONSTRUCTION MANAGEMENT** Topcon; **MECHANICAL CONTRACTOR** Stritzke; **ELECTRICAL CONTRACTOR** Perford Industries; **PLUMBING CONTRACTOR** VTI Industries; **CONCRETE CONTRACTOR** Cadmus Rolling Door; **GLASS CONTRACTOR** EFCO Corp. (IGR Specialist, supplier); **GLASS CONTRACTOR** EFCO Corp. (IGR Specialist, supplier); **GLASS CONTRACTOR** American Terrazzo Co.; **GLASS CONTRACTOR** USC Interiors, Inc.; **GLASS CONTRACTOR** Carter Floor System; **GLASS CONTRACTOR** W.S. Norman; **GLASS CONTRACTOR** Dierwin Williams; **GLASS CONTRACTOR** City Stone and Seal; **GLASS CONTRACTOR** Shiller

Cinco Ranch High School






PROJECT Cinco Ranch High School, Katy
CLIENT Katy Independent School District
ARCHITECT PER Architects, Inc.
CONTRACTOR Pepper Lawson Construction
CONSULTANTS CH2M (MEP building); Snub Smith
 (MEP central planning); Jones-Borne (structural); WJBC
 (soil); Lamb & Berger (soil/playfields); The Brown Co.
 (food services); Lawrence Hart & Assoc. (pool)
PHOTOGRAPHER Jui Haggard

Design Award

Completed in 1999, Cinco Ranch High School is located on sixty-six acres and serves 2,400 students. Because the facility was planned as a relatively large school, expandability was less of an issue than long-term flexibility. The school's two main wings connect to a central rotunda (top), considered the heart of the campus and the location of the cafeteria, library, and administration offices. The rotunda's flooring includes an 800-square-foot mosaic of the school's mascot, a stylized cougar, created with more than 1,000 one-inch-square colored tiles. In the auditorium (center left), a dehumidification unit preserves energy by recirculating the pool's water to cool the building, a feature that also extends the lifetime of the structure. A state-of-the-art automation system controls and monitors all HVAC and lighting controls in all campus buildings and is programmable to the most efficient energy usage schedule. The choice of materials used on the project reflect the desire for a long-term, low-maintenance life cycle. In the main mall (center right), durable tile pavers were installed. The flooring is less expensive than terrazzo and requires minimal maintenance without the need for sealing and/or waxing. The campus' windows are constructed with solar shaded glass to reduce heat gain, and thermally insulated roofing skylights that extend above the main mall are both attractive and create a pleasant interior atmosphere. Brick "banding" incorporates the school's trademark maroon color.

PRODUCTS (clockwise from top left): lighting and electrical supplies: Vipa/ahel; entrance door: Sigid; window film: Tintex; glass and window: Belden Fabricators; auto-controls: Honeywell; RSI/Solgard; window: Vitrotherm; window frame: Jiles Marville; wire: Home Depot; window hardware: Dan Pro; window installation: Reed Clark; air ductwork: Ralwell; office desks: Harris; air conditioning: BSC; office partitions: BSC; lock: American Clean; window blinds: Aeschling; wire railing: Belding; pool: Pepper Lawson; Atlas; pool deck: Formosa; pool tile: JCI; stairs: Harsco; rotunda tile: South Texas Graphics

FOR SCHOOLS, WE MAKE THE GRADE.



You don't get to be tops in your class by doing less than your best. At The Vistawall Group, we pride ourselves in breaking the grading curve on every assignment we get.

Outstanding products, such as curtainwall, skylights, windows and doors. That's what you need to make the building honor roll.

The Vistawall Group has provided architectural products for some of the finest educational facilities in the country. We're your single source supplier – designing, engineering and manufacturing custom products for everything from kindergarten through college.

So get out a blank sheet of paper and a pencil. It's time for a pop quiz.

And remember, there's only one right answer. The Vistawall Group.

THE
VISTAWALL
GROUP

800-869-4567
fax: (972) 551-6264
www.vistawall.com

The Vistawall Group
Building Manufacturing Company

VISTAWALL
ARCHITECTURAL PRODUCTS

MODULINE
WINDOW SYSTEMS

NATURALITE
SKYLIGHT SYSTEMS

SKYWALL
TRANSLUCENT SYSTEMS

Circle 19 on the reader inquiry card

Harvey Mitchell Elementary School



ROOM NAME
 1 ENTRANCE
 2 RECEPTION
 3 HALLWAY
 4 RECEPTION
 5 STUDY/PLACEMENT
 6 CLASSROOM
 7 TEACHER PLANNING
 8 TECH CENTER



PROJECT Harvey Mitchell Elementary School, Bryan
CLIENT Bryan Independent School District
ARCHITECT SBWV Architects, Inc.
CONTRACTOR Bryan Construction Company
CONSULTANTS Walter P. Moore and Associates, Inc. (Structural), R. H. George and Associates, Inc. (MEP), King Engineering & Surveying (Civil), Brown & Co. (Food Service), Wrightson, Johnson, Haddon & Williams, Inc. (Acoustical)
PHOTOGRAPHER SBWV Architects, Inc.

Educational Appropriateness Award

As a prototype designed to be duplicated on several other sites, Harvey Mitchell Elementary School is efficiently organized, energy conservative, easily maintainable, and equipped for current and future technology. The campus plan separates the various types of school traffic (automobiles, school buses, bicycles, pedestrians, and service vehicles) and situates playground space to be connected to future neighborhood park facilities. Inside, the classrooms are clustered in pods around the media center (top), which is fully networked to allow students to engage in distance learning and other Internet communication. Each pod contains four classrooms, a teacher-planning center, storage facilities, and student restrooms. This arrangement allows for various class configurations. The noisy areas of the school, such as the cafeteria and multipurpose room (center), are grouped together and kept separate from the quiet areas of academic instruction. Along with parking lots, these areas are easily accessible by members of the school's neighborhood for use after school hours. Materials were appropriately chosen for each educational space of the school (bottom). Some examples include CMU walls in high-impact areas, acoustical treatment in noise and music spaces, carpet on two-thirds of the typical classroom floor, and VCT at the six-foot activity area.

LISA WATSUMOTO

FINISHERS cabinet hardware: Swain; wallpaper: John Farrow; repair work: Gels Concrete Products; stone: Acme; DRP: Featherfile Corporation; steel: Whiting; windows: Window4; windowless: Risk Manufacturing, Inc.; wallpaper: Fortress; acoustic: Acoustic Ceiling Corporation; steel: Berridge Manufacturing Co.; steel: Acoustic Architectural Building Components; acoustic: Tencor, Inc.; wire: Acme; steel: Tex-Steel Corp.; Acme; window: Acme; steel: Buell Steel Co.; window: Acme; security: The Cookin' Company; window: Acoustic/Aluminum; Victoria Architectural Products; glass: PPG Industries, Inc.; window: United States Gypsum Company; wall: Gull-Tile Corporation; acoustic: Acme; VCT: Interiors, Inc.; acoustic: Wall Technology; window: Acme; Acme; window: Sherrill Williams; wall: Acme; Torki Partition Corporation; window: South Trust Graphics; window: Perot Products, Inc.; window: Reynolds Midwest



Sport Court Gymnasium Flooring.

Proven performance and safety. Lowest life-cycle cost.

This suspended surface absorbs impact from your athletes and cushions falls better than any other synthetic flooring option.

Whether you're building a new gym or resurfacing, you need to examine SPORT COURT Gymnasium Flooring. Many of the top schools and colleges in your area are using it now. Call us today for more information.



Call 1-800-880-0234

Endorsed by: NBA, NCAA, FIBA, USA Volleyball, Roller Hockey International

Circle 24 on the reader inquiry card

Turn blueprints green.

www.temple.com/greengyp

Certified Temple gypsum wallboard contains at least 95% recycled content.



Circle 100 on the reader inquiry card

When choosing an engineering firm, it's best to go by the numbers

- 548 Texas school districts served
- 335 years of combined engineering/design experience
- 27 years of service to the education community
- 47 colleges, universities and other public schools throughout the country served

When you need quality air-conditioning, mechanical, electrical or technology design/engineering services, just do the math. You'll find our experience adds up. Whether you're building a new facility or updating an existing one, replacing old air-conditioning, initiating an energy management program or wiring your school to connect classrooms to the Internet, our expertise can benefit you. For further information, contact James McClure, P.E. in our Tyler office. When you go by the numbers, it all adds up to Estes, McClure & Associates, Inc.



CONSULTING ENGINEERS
Estes, McClure & Assoc., Inc.

27th Anniversary

3000 West Way, Tyler, TX 75702
phone 936-281-2677 • fax 936-271-2731
visit our web site at estemcclure.com

Circle 36 on the reader inquiry card

TA Online
texasarchitect.org

KUP-A-JOE'S

Problem: *Dollars and cents.*



KUP-A-JOE'S



Solution: *Azrock Vinyl Composite Tile.*

Azrock VCT gives you
33 new colors to coordinate on a budget.


Azrock VCT gives you control over two of the most important aspects of any application – color and budget. Now with 126 gorgeous colors and styles to choose from (80 standard-priced, 66 premium-priced), the only thing you don't have to control is your imagination.

For more information call an Azrock Flooring Consultant at 1-800-821-1717 or visit our web site at www.domco.com.

AZROCK
THE DOMCO TARKETT GROUP

The AIA National Convention in Colorado, May 17-19, 2001

Where Business Meets Pleasure



From witnessing Denver's revitalization on any one of the numerous "Hard Hat" tours, to the popular "Dining by Design", there's something for everyone. The 2001 AIA National Convention in Colorado—it's where business meets pleasure!

Visit www.aiacolorado.org for more info.

THE LARGEST MASONRY SUPPLIER IN SOUTH TEXAS



CUSTOMIZE YOUR PROJECT
with Quality Concrete
Masonry Products from

Valley
BUILDERS SUPPLY
**BLOCK
& BRICK**

P.O. Box Z, Pharr Texas 78577
1-800-242-6470 • (956) 787-3223
www.valleyblockandbrick.com

Circle 3 on the reader inquiry card

START WITH **GATE** END WITH QUALITY

Gate's modern precast production facilities are strategically located to serve two-thirds of the country. Choose architectural and structural precast for your next project.

OH, THE POSSIBILITIES!
Call a GATE representative near you for early-design needs.



PEARLAND, TX
281.485.3373
JIM STIN

OXFORD, NC
919.803.1633
CHRIS GALDE

ASHLAND CITY, TN
615.792.4871
BRYANT LUKE

JACKSONVILLE, FL
904.757.0860
JOHN RICHEY

MONROEVILLE, AL
334.575.2803
DEAN GWIN

WINCHESTER, KY
859.744.9481
KEVIN HARRISON

Quality Designs and Installations Since 1978



Successful architectural concrete installations require teamwork. Specialty Concrete's twenty plus years as a leader in colored concrete work and a willingness to contribute to the specification of our products can produce positive results.

**SPECIALTY
CONCRETE**

- Colored/Textured Concrete
- Colored/Scored Concrete
- Acid Stained Concrete
- Customer Textures and Colors Available
- Concrete Counter Tops


Call for an Appointment or
Specification Details

**SPECIALTY
CONCRETE**

210-646-8124
P.O. Box 34375
San Antonio, TX 78205-0375

www.specialtyconcrete.net

texasarchitect.org



Oldcastle[®]
Architectural Products

OverSize

New Ground Face Grandeur!

Oldcastle takes Ground Face concrete masonry to grand OverSize dimensions. Achieve cut-stone proportions with the economy and flexibility of concrete. Enjoy a wide range of precise colors and special chamfered or bullnose shapes, and much more. OverSize your expectations with Oldcastle!

JEWELL
Concrete Products

800-792-3216 P.O. Box 7115 - Waco, Tx 76714

Eagle-Cordell
Concrete Products

800-933-5509 6415 W. Harley St. - Houston, Tx 77032

Circle 14 on the reader inquiry card

**"EXCELLENCE THROUGH THE PARTNERSHIP
OF CRAFTSMAN AND DESIGNER."**

2001 GOLDEN TROWEL AWARDS

For details on how your masonry project
can be entered, please call TMC at

888.374.9922
tmc@ccms.net



Circle 207 on the reader inquiry card

The Granite Company



Your projects and your professional reputation demand the finest in product and supplier performance. Cold Spring Granite is a company of people inspired to deliver both.

Your Representative:

Mark Crouse

800-588-6370 Fax 800-598-1716 website:
www.coldspringgranite.com

COLD SPRING
Granite and Fabrication of Countertops, Sinks and Miscellaneous Products



Circle 25 on the reader inquiry card

ACME BRICK

*What's Green or Gray,
Burgundy or Brown...and
Green All Over?*



At Acme Brick Company we know that being green is just good business. If a company is striving for peak efficiency, and for long-term success, that company must be earth friendly. Long before ecology was in the news, Acme invested in expensive but highly energy-efficient kilns. And after Acme removes all the clay from a raw material site, reclamation efforts begin. During Acme's 100 year history, those efforts have resulted in twelve lakes which provide beautiful wildlife habitat. And through-out our company recycling is saving money while benefiting our environment. Brick is one of the world's most ecologically sound building materials, and we produce our entire palette of brick colors with the environment in mind.

Acme Brick, from the Earth, for the earth.



Since 1883

Check the phone directory to contact your local Acme Brick Company sales office.
Or call 1-800-742-2224, extension 303
<http://www.acmebrick.com>

Circle 16 on the reader inquiry card

Index to Advertisers

62	Accessibility Solutions, Inc.	222
2, 30, 36, 65	Acme Building Brands	16
4	Advanced Glass Block	45
4	All Trust	14
22	All Seasons Commercial	4
8	ArchitectsDirect	206
68	Audio Visual Innovations	74
54	Arock	233
1	Bell Insurance Group	88
63	BNA Architects	
20, 58	Chemical Line	9
18, 56	Cold Spring Granite	25
15	Corral Company	60
68	Dallas Cast Stone	8
18	Dur-A-Flex, Inc.	
52	Etter, McClure & Assoc., Inc.	36
18	Fiberglass Systems	
62	Fuge South	97
7, 58	Gale Procast Co.	33
68	Glass Block Shop	104
46	H.C. Rice & Company, Inc.	65
62	Homebased Heritage	225
8	Jack Evans & Associates, Inc.	54
62	JEN Eagle Supply	73
57, 66	Jewell Concrete Products	38
46	Neil J. Chetagnier Firm	223
8	L.A. Fuess Pattern, Inc.	31
9	Lake Austin Fine Arts	221
62	Landscape Farms	224
11	Marvin Windows Planning Center	28
9	Masonry & Glass Systems, Inc.	50
62	MCT Sheet Metal, Inc.	71
8	Miller Blaupier	13
14	North County Stone	75
62	Pelton Marsh Knolls	81
18	Peterson Aluminum	63
63	Rube-Kriber Consultants	47
62	Sound Reinforcements	34
insert	Southwest Terrace Association, Inc.	99
56, 63	Specialty Concrete	31
12	Sport Court of Texas	24
18	Spring City Electrical Manufacturing Co.	219
62	Stamway, Inc.	39
63	Stone Castle Industries	7
52	Temple	108
6, 57	Texas Winery Council	207
19	TrustJust Commercial	10
20, 56	Villes Brick & Brick	3
58	Votawall Architectural Products	19
26	Weatherization Systems	9
62	Wightman, Johnson, Redden & Williams, Inc.	212
63	York Metal Fabricators	72

DUR-A-FLEX[®], INC. announces the availability of **ORL-A-FLEX[™]** Poly (Methyl Methacrylate (PMMA) flooring systems. These systems come in full hardness or less than one hour slide temperature range allows application in areas previously left unprotected. It meets OSHA, ISO9001 and ISO standards and provides high tensile strength, resistance to chemicals and thermal shock, VOC compliance and UV stability.



Seamless features are available in standard slip resistant, orange peel, and smooth finish. Specification writing assistance, color matching and samples are provided.

DUR-A-FLEX[®], INC.
 (800) 250-2339
 www.dur-a-flex.com

Circle 130 on the reader service card

Quality, Innovative Design and Solutions for Problem Applications.

Best-Bath Systems specializes in providing TQ (Texas Accessibility Standard) Compliant shower stalls for your commercial building and remodel needs. We offer features that decrease installation costs and minimize job site error. Our low profile bases allow for installation directly on concrete. Fax a request for information to Barbara Burch @ 1-800-627-0020. Sample Available.

Best-Bath Systems • (800) 211-8117
 Circle 108 on the reader service card

Place your product listing in the next *TA*

Use this space to highlight your new product or service. Let *TA* help you compile a listing so you can take advantage of the most affordable color space in the magazine.

Please call
 512/249-7012
 for more information.

EDUCATION

"E-Studio" continued from page 23

like interactivity. Fuenckiger stayed up late to talk and see (via Web Cam) his students through Microsoft NetMeeting while each design developed. He later returned to Lubbock to complete the semester.

During the course of this experiment, the students and the teachers quickly learned to appreciate the advantages and to sense some of the additional possibilities of the new e-studio. Students could immediately begin project research directly from their studio desk with instant access to library catalogs, inter-library loan requests, the Avery Index, and on-line searches. Just as the Internet can expand the scope and sources of research material, the medium offers a variety of means of communication that can be integrated with design media.

The students' computer skills developed rapidly, as their computers were available continuously and used during each studio class meeting. Some computer classes offer techniques of using specific programs providing skill development, but this type of "tools" approach typically has its limits. The e-studio was not geared towards specific programs or methods, but promoted integration through diversification. Design excellence is ultimately measured in terms of context and potential, not mere technical prowess.

As each semester progressed, we observed not just a change in the appearance of design drawings, but also a radical change in the process of the architectural design review. Traditionally, design reviews are held in a classroom setting where students presented their work, typically standing in front of presentation materials (drawings, sketches, models) and an audience of teachers and peers. More often than not, these presentations include last-minute, hurried modifications and additions—not to mention a little performance anxiety. By posting the presentation on the Internet, however, the student can be, and must be, more thorough and focused, as the presentation can be more carefully reviewed and the content repeatedly scrutinized. This includes the design work as well as written design intentions, concerns, and research findings, as well as the graphic format of the presentation itself. Likewise, the format allows - even necessitates - a more thorough critique. Reviewers have more time to review the presentation, read comments from others, and compose their own comments. In addition, an interested observer from halfway across the country or halfway around the world can log on and offer a perspective not so easily procured within the familiar setting of the classroom. (Still, we recommend that

traditional design reviews continue to occur since in-person performance remains an important aspect of the architect's professional role.)

As a long-term design project develops, the advantages of electronic presentations and drawings become increasingly apparent. A student may easily save and access design explorations, variations, and alternative versions as the project evolves. Educational discussions and interaction between the student and teacher can refer to design materials from any stage in the design. Work can be retrieved quickly, compared with, and overlaid against the current design developments.

Obviously, computers and the Internet are becoming increasingly important in higher education. At Texas Tech, the architecture faculty is trying to incorporate and employ both in meaningful ways. The projects represented here are just the beginning of what we believe will become part of every architecture design studio within a few years. In our studio, we observed a smooth transition from traditional pencil-and-paper drawing to the digital world and back again. Traditional media need not remain distinct from digital media—when understood in terms of process, the two can go hand in hand towards developing a student's (and a design's) potential.

This process certainly enriches the students' learning experience. Moreover, we are convinced that involving the College of Architecture at Texas Tech with the global community via the World Wide Web enriches people's knowledge on both ends of the server connection.

Dr. Peter Fuenckiger is a lecturer and Robert O. Pett is an associate professor in the College of Architecture at Texas Tech University.

PMK**Pelton Marsh Kinsella**

Specialized
1999
Consultant of the Year
by the
Dallas AIA Chapter

- ◆ Acoustical Consulting
 - ◆ Theatre Facility Consulting
 - ◆ Broadcast Facility Consulting
 - ◆ Audio/Video Design
 - ◆ Lighting & Dimming Design
 - ◆ Rigging & Hoisting Design
 - ◆ CATV System Design

Dallas, TX
214-488-7444

Las Vegas, NV
702-938-5600

Miami Beach, FL
305-865-1531

www.pmkconsultants.com

Circle 81 on the reader inquiry card

Dallas East Stone Co., Inc.

Cast Stone - Ornamental Floor - Precast Concrete

4107 HAMCOCK STREET
DALLAS, TEXAS 75210

KIRK FAGSDALE

dkr@dallasstone.com

(214) 428-8289

Circle 8 on the reader inquiry card

PITTSBURGH CORNING
PC GLASSBLOCK
PRODUCTS



Master Distributor

<http://www.cybernetisol.com/glass>

**Wholesale and Contractor Sales
of PC GlassBlock and Accessories**



The Glass Block Shop

Dallas (972) 243-7343 (800) 777-2107 Fax (972) 243-3666

San Antonio (800) 786-4884 (210) 590-4807

Circle 104 on the reader inquiry card



**Audio Visual
Innovations™**

Audio Visual Innovations is the national leader in presentation technologies and systems integration. We have the most experienced team of specialists, uniquely qualified to implement all aspects of your audiovisual requirements.



Audiovisual Systems for

Presentation Environments

3010 Bell Line, Suite 124, Dallas, Texas, 75248

Tel: (972) 243-4422 • Fax: (972) 243-5450 • www.avinc.com

(800) 630-4022

Computer Classrooms • Distance Learning Facilities • Military Briefing Rooms
Training Rooms • Conference Rooms • Video Conferencing Facilities
Government Commission Chambers • Auditoriums • Boardrooms

Circle 74 on the reader inquiry card

Sound Reinforcements, Inc.

Sound, Video and Stage Lighting Professionals

www.soundreinforcements.com

Design/Build Audio & Video Production Company
Churches - Sports Facilities - Theater - Schools

410 NE Wilshire Blvd. Dallas, TX 75228

817-295-9903

1-800-755-6561

Circle 34 on the reader inquiry card

FUGRO SOUTH, INC.

Geotechnical Engineering
Construction Materials Testing
Geophysical Studies
Pavement Consulting
Nondestructive Testing Services

Austin	(512) 977-1800
Beaumont	(409) 840-5551
Charneview	(281) 457-3646
Corpus Christi	(361) 882-5411
Dallas	(972) 484-8301
Fort Worth	(817) 589-2429
Houston	(713) 778-5533
San Antonio	(210) 655-9516
Waco	(254) 840-2252
Lake Charles, Louisiana	(337) 439-1731

Providing our services in Texas and
the southwest since 1945.



Circle 37 on the reader inquiry card

Improve Your View

Legendary craftsmanship
and roofing character for
discerning architects:

- Ludowici Clay Tiles
- Hilltop Slate
- North Country Black Slate

Available from the manufacturers'
exclusive representative:

J

JEH/EAGLE SUPPLY, INC.

888-534-1900 972-274-2545 Fax 972-364-0554

Address: Austin, California San Diego Atlanta Frisco Memphis

Circle 23 on the reader inquiry card

MCT Sheet Metal, Inc.

Sheet Metal Roofs

Established 1977

- Retro-Fit
- Standing Seam Roofs
- Chemical Storage Buildings

Katy Texas
281-391-6285
Beaumont, Texas
409-794-3623

E-mail: sales@mctsheetmetal.com • Web: www.mctsheetmetal.com • Fed Excess • Toll Orders

Circle 21 on the reader inquiry card

JEH/Eagle Supply, Inc. congratulates the team that designed and built the UT Austin's ACES Building, which was roofed with Ludowici Clay Tiles and is featured in this issue of *Texas Architect*!



ANY SIZE
STEEL • ALUMINUM
WOOD • BRASS
STAINLESS

Shipped in a Complete
Unit or Kit
\$425 & up

Stock for Fast Shipping
Free Brochure
713-680-3110
Toll Free
1-800-231-0793
Fax 1-713-680-2571
www.stairwaysinc.com



4166 Pinemont
Houston, TX 77018

Circle 21 on the reader inquiry card



Consulting and Design Services in Acoustics,
Sound, Noise Control, Multi Media, Video,
Broadcast and Theatrical Systems

Dallas • San Antonio

13714 Gemini Road, Suite 110
Dallas Texas 75244
972.934.3700 (voice)
972.934.3729 (fax)
WJHW@wjhw.com (email)
www.wjhw.com (internet)

BILL HADDON
Principal

WRIGHTSON, JOHNSON, HADDON & WILLIAMS, INC.

Circle 212 on the reader inquiry card



HERITAGE BARNES
*Historic 18th & 19th Century
Barns & Log Cabins*

- Timber frame construction
- Mortise & tenon joinery
- Hand-hewn timbers
- Erected on your site
- Home & office use



Call 1-800-841-6151 / www.heritagebarns.com

Circle 225 on the reader inquiry card

ACCESSIBILITY SOLUTIONS, INC.*Plan Reviews and Inspections
for Architectural Barriers Act***JOE CAVALIERE**
*President*41434 Woodway
Magnolia, Texas 77254
www.accessibility-texas.com(281) 356-2299
(253) 669-6557 fax
(800) 716-8320 pager
cva@accessibility-texas.com

Circle 232 on the reader inquiry card

arcata™

Arcata's simple, yet sophisticated visual character is perfect for city parks, riverfronts and corporate or university campuses. Arcata is available backed or backless, in select hardwoods or PolySine™ recycled plastic timbers.

To learn more about Arcata, visit our website or call for a brochure.



landscapeforms™

Cathy Gomezus, South Texas
PH 800.333.1764
Diane K. Cotter, North Texas
PH 888.667.1145
www.landscapeforms.com

Benches designed by Peter Drenth
Benches design is patent pending

Circle 234 on the reader inquiry card

STONE CASTLE INDUSTRIES, INC.

Manufacturing Fine Cast Stone

4320 Old Spanish Trail
Houston, Texas 77021
713-440-6224 PH • 713-440-6226 FAX
stonecastle@ev1.net

Circle 3 on the reader inquiry card

ymf YORK ymf
METAL FABRICATORS, INC.
800.255.4703

Award-winning craftsman for award-winning projects
NOMMA CSI ABC AGC
CUSTOM CRAFTED HANDRAILS SINCE 1963
Specializing in Stainless, Bronze, Brass, Aluminum
Ornamental, Glass, Pipe, Pickets, & Custom Handrails
WWW.YORKMETAL.COM

27 N.E. 26th (73105) 405.526.7495
P.O. Box 18149 Fax - 405.526.7426
Oklahoma City, OK 73154 e-mail - info@yorkmetal.com

Circle 12 on the reader inquiry card

PROJECT ARCHITECT/DESIGN ARCHITECT WANTED

1 to 3 years experience. Good design presentation and graphic skills required. Apple and PC computer graphics skills desirable. Excellent opportunity in a growing firm with excellent client base.

Self-starter, leadership skills a plus.
Salary commensurate with experience.

Send a resume to:

Attn: Josh Coulter • B & A Architects, Inc • 3303 Oakwell Court,
Suite # 200 • San Antonio, Texas 78215 • Fax # (210) 829-1899



**Investigations,
Consultations, and
Prudent Solutions.**

- Asbestos/Lead Paint
- Construction Testing & Observation
- Environmental Consulting
 - Hazardous molds and fungus identification
- Forensic Consulting
 - Building structure evaluation
- Geotechnical Engineering
- Pavement Consulting

A Texas Company with Three Decades of Experience

www.rkci.com

210-699-9090

Austin, TX	El Paso, TX	McAllen, TX
Brownsville, TX	Las Cruces, NM	Monterrey, MEX
Cd. Juarez, MEX	Laredo, TX	San Antonio, TX

Circle 47 on the reader inquiry card

We are designers and craftsmen working together to produce shapes and surfaces that will enhance and beautify your home, garden or business.

Quality Designs and Installations Since 1978.

Specialty Concrete has been creating unique interior and exterior installations in concrete for over twenty years.

- Colored/Textured Concrete
- Colored/Scored Concrete
- Acid Stained Concrete
- Custom Textures & Colors Available

CALL FOR AN APPOINTMENT OR PRICING INFORMATION.

SPECIALTY CONCRETE 210-646-8124
P.O. Box 34373
SAN ANTONIO, TEXAS 78265-4373

www.specialtyconcrete.net

Circle 31 on the reader inquiry card

Ill-Fated Prize-Winner

Once in the vanguard, time may be running out for a landmark of the modern architectural era



Bartheleme's design for West Columbia Elementary was radically new in 1951. (top) A barrel-vaulted breezeway runs along the front entrance. (bottom) Classrooms open directly onto a courtyard now fenced for security reasons. Photos by Gerald Moorhead, FAIA.



WEST COLUMBIA ELEMENTARY SCHOOL IN WEST Columbia, sixty miles south of Houston, is living on borrowed time. Had a recent bond election not failed, the school would have been replaced. Yet the end may still be in sight. Designed by Donald Bartheleme & Associates of Houston and completed in 1951, the school is a Texas architectural landmark. It won first prize at the São Paulo Biennale of 1954 and was featured in ten national architecture exhibitions, the Museum of Modern Art's "Built in USA" of 1952 and the American Institute of Architects' "Ten Buildings in America's Future" of 1957.

The postwar period was one of the great eras of Texas architecture. Small-town public schools, such as West Columbia's, are among its outstanding monuments. Caudill Rowlett Scott built an international practice on the innovative schools they designed in the 1950s. Cooke, Seaman & York of Harington, Fehr & Granger of Austin, and E. Davis Wilcox of Tyler were other architects whose designs were regu-

larly published in the architectural press in the 1950s, when Texas school architecture represented the cutting edge.

What makes buildings such as West Columbia vulnerable today is their vanguard attributes. They are lightly built, with lots of exposed structure and extensive areas of operable windows. They are open in plan, strung out expansively across their sites. They do not lend themselves to air conditioning, low maintenance, or secure policing. As a result, the Laredo Independent School District is planning to demolish all of its CRS-designed school buildings of the 1950s and early 1960s.

Drew Turner, visiting professor of architecture at the University of Houston, and his student Karen Hudson propose nominating Bartheleme's West Columbia masterpiece to the National Register of Historic Places. Historic designation is only a symbolic gesture. But such a gesture could give the West Columbia Elementary School — and a decade's worth

of extraordinary modern architecture in Texas — the dignity and respect it deserves. Public and private organizations working together might help save some of these treasures by surveying the state's architectural heritage as represented in its modern public school buildings and formulating plans to preserve the most significant examples. The State of Texas now awards grants to encourage the preservation of historic county courthouses. It should do the same to stimulate preservation of Texas's historic school buildings, especially its treasure trove of '50s modern architecture. The preservation and continued use of these cultural landmarks represent one more way that schools can construct "community" in Texas towns and cities.

STEPHEN FOX

Stephen Fox is a contributing editor to *Architect*.


We're Texas!

Our Lasting Legacy ...



When you imagine Texas limestone, you see Texas Quarries, the natural stone of Texas. That's because our Cordova Cream, Cordova Shell, and Luaders varieties have graced distinctive structures since 1929, featuring the superlative craftsmanship and timeless durability that define Texas limestone. Your built legacy deserves nothing less than Texas Quarries, the Natural Choice.

Is Carved in Stone for You.



The Natural Choice

See again why Texas Quarries is the natural stone of Texas. We have collected some of the finest recent limestone buildings in a handsome eight-page portfolio. Please call, fax, or email today for your copy.

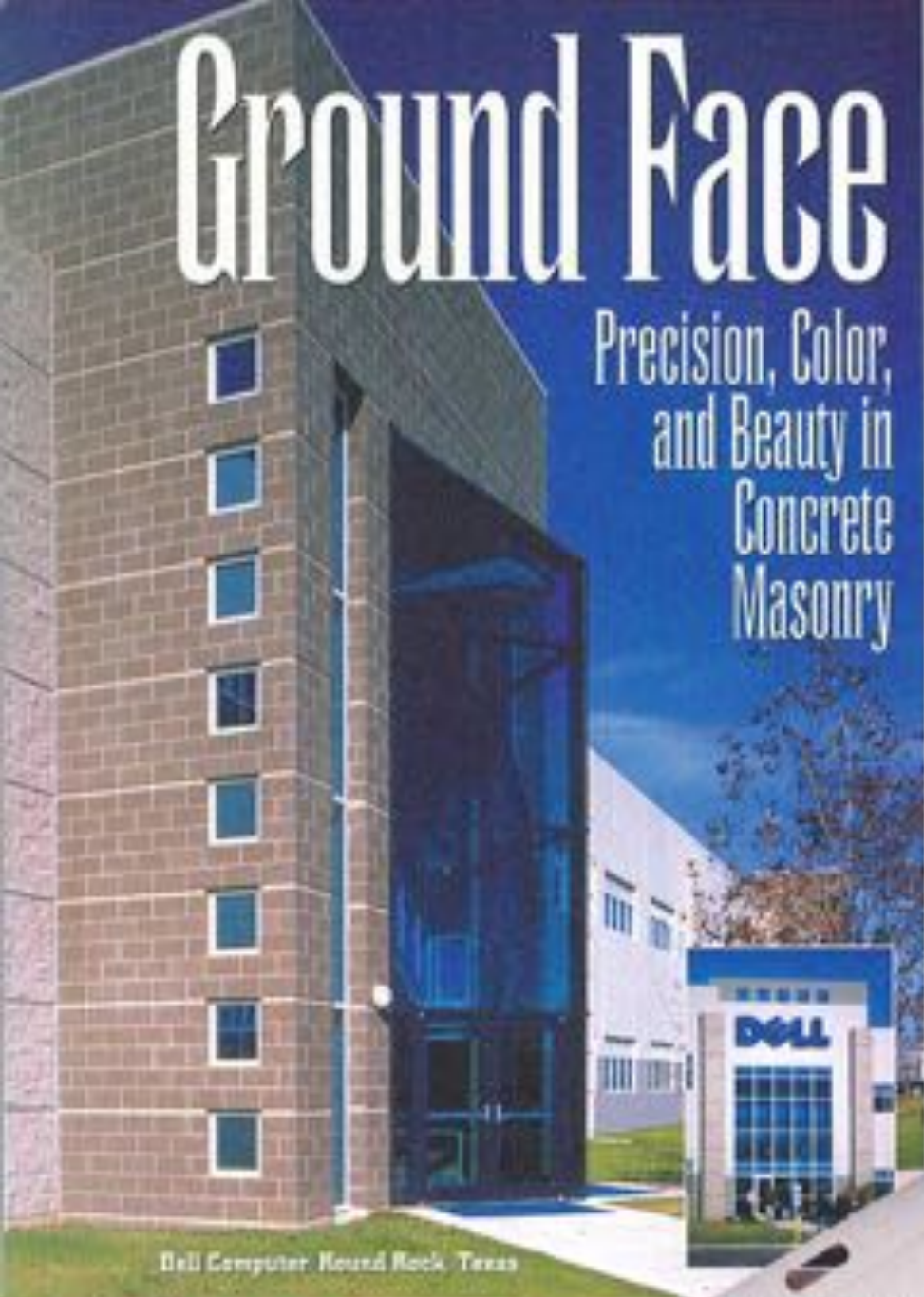


Texas Quarries

P.O. Box 820 Cedar Park, TX 78613
TEL 800-792-1234 FAX 817-390-2404
www.featherlitetexas.com
bseidel@acmebrick.com

Ground Face

Precision, Color,
and Beauty in
Concrete
Masonry



Dell Computer, Round Rock, Texas



Master the Fine Ground-Face Detail

Oldcastle Ground Face Concrete Masonry unlocks the rich, detailed beauty of concrete aggregate. Our state-of-the-art computer-controlled batch mixer creates a precise color mixture for Ground Face masonry. We grind the face of cured block to reveal the aggregate below. The result is an appealing finish for the full spectrum of construction, a rare combination of warmth and extreme durability. Use Ground Face masonry as the dominant facade material, or combine it with split-face or other concrete block to create intriguing accents on your next project. Count on Oldcastle companies Jewell and Eagle-Cordell for all your concrete masonry needs in Texas. Please call for more information about

Ground Face masonry and our newly expanded product line and increased production capacity.

Over-size Ground Face units are now available in 16x18, 18x24, and 24x24 sizes! Please call for details.

JEWELL
Concrete Products

800-792-3216 P.O. Box 7115 · Waco, Tx 76714

Eagle-Cordell
Concrete Products

800-933-5509 6415 W. Hardy St. · Houston, Tx 77022

Circle 18 on the reader inquiry card

 **Oldcastle**
Architectural Products

Robinson High School, Waco, Texas



Please call to receive your Oldcastle multi-color samples, each with a Ground Face, Split Face, and Decor-Face finish.