




TEXAS ARCHITECT

Big Brother's Here.

Introducing Our New 16x16 Burnished Unit

For over a decade since Featherlite introduced Texans to Burnished Masonry Units, we have continually set a higher design standard. Colors, shapes, sizes, and performance. Now, Featherlite extends its Burnished line with the family's new Big Brother: the 16"x16" Burnished Masonry Unit. Use it as your imagination demands—as a cap course on walls, as a cornice line, or as a counterpart to 8x16 and 8x8 Burnished units. Featherlite's new 16x16 Burnished Masonry Unit is the latest proof that we believe in advancing construction options through innovative leadership. And today, architects and clients alike rely on the beauty, flexibility, and durability Featherlite offers. Call us today for more information on our new Big Brother, or any of the other members of our masonry family.



"This was the last buildable site on the seminary's 100-year-old campus. We had to build to continue the look of the other buildings nearby, but without the budget and craftspeople that they had. The new 16x16 allowed us to offer a nod to carved stone medallions at the cornice of a neighboring building. The 16x16 also provided us a graceful massive-scale material for the 'plinth' building base that accommodates the sloping site. We used it to create rhythms and to break down massing. It's the perfect transitional material between 8x16 units and stone."

— Alan R. Bell, AIA, Architect
O'Connell Robertson &
Associates, Austin

Look for our 16x24
Burnished Masonry Unit
available Spring 1997



McCord Community Center, Austin Presbyterian Theological Seminary
GENERAL CONTRACTOR American Constructors, Austin
MASONRY CONTRACTOR Whitetail Construction, Georgetown

FEATHERLITE
812-472-2424
A Justin Company

Featherlite Building Products Corp.

P.O. Box 1020 Austin, Texas 78767

Circle 8 on the reader inquiry card

NOW A PARTNERSHIP AS TOUGH AS THE PEOPLE WHO RELY ON IT.



Texas Industries and Tex-Star Industries Products have come through the years of professional use and customer confidence tests with flying colors. Now we have come together as a new team.

Joining forces means Tex-Star Industries, manufacturer/distributor of highest quality stucco, white cement and white mason's mix will continue to offer products that are tougher and more reliable to do your job right, where they have to. In the field.

And not only are we continuing to deliver the most widely accepted building products but we are also successfully meeting the challenge of planning for the future of the building industry. We're committed to bringing the right products at the right price to architects on the move, today... and tomorrow.



TXI Type I White Portland Cement. A general purpose portland cement suitable for all uses where the special properties of other types are not required.



TXI White Mason's Mix. Manufactured specifically to meet the needs of the brick and stone mason in the field. It provides excellent board life, workability, strength and uniformity of color.



Lone Star Exterior Stucco. A tough exterior finish coat for use over portland cement-lime or portland cement-masonry mix base coat, that offers wide creative expressions. Useful in shaping curves, squares or angles. The building may be curtain wall, loadbearing wall or prebuilt panels. Offers unlimited opportunities to personalize your building to give charm and increase value to your properties. Twenty-five colors to select from.



For full details about our products or free consultations, write or call:
Tex-Star Industries, Cresson, Texas 76035
(817) 433-0313 (800) 833-1352
Texas Industries, Dallas, Texas 75247
(800) 366-4894 (972) 647-6700

1997 HONORS PROGRAM

Call for Nominations

Each year since 1971 the Texas Society of Architects has recognized individuals and organizations outside the profession of architecture who share its commitment to the quality of life in Texas. Accomplishments by past honorees have included roadside beautification; wildlife conservation; open-space protection; passage of laws protecting the public's health, safety, and welfare; downtown revitalization; preservation of historic buildings and sites; public-school programs emphasizing environmental concerns; museum programs and exhibits about community architecture; and reporting, publications, and articles promoting the appreciation of the built and natural environment.

In addition, the TSA Honors Program recognizes TSA's exceptional members in several categories and distinguished Texas architectural educators and writers for leadership and achievement.

Award Categories

Honorary Membership

Awarded to an individual for long-term association with architects and architecture in providing a better quality of life in Texas.

Citation of Honor

Awarded to groups or organizations outside the profession whose activities make significant contributions to the goals of the architectural profession for improvement of the natural or built environment in Texas.

Llewelyn W. Pitts Award

Awarded to recognize a TSA member for a lifetime of distinguished leadership and dedication in architecture.

TSA's highest honor, awarded in memory of Llewelyn W. Pitts, FAIA, who served as TSA president in 1961 and was an influential and dedicated AIA leader, recognizes a distinguished member for lifetime leadership and achievement in the profession of architecture and the community. Although no formal nominations are accepted, suggestions may be directed to the Honors Committee Chair.

Edward J. Romieniec Award

Awarded to recognize an individual architectural educator for outstanding educational contributions.

Awarded in honor of Edward J. Romieniec, FAIA, a former professor and dean of architecture at Texas A&M University and the first recipient of this award. Nominee must be a current or former member of the faculty of one of the seven accredited Texas schools or colleges of architecture, living at the time of nomination, and a full-time educator for at least five years. Criteria for selection will include evidence of the following: teaching of great breadth; influencing a wide range of students; and the ability to maintain relevance through the years by directing students toward the future while drawing on the past.

John G. Flowers Award

Awarded to recognize an individual or organization for excellence in the promotion of architecture through the media.

Awarded in memory of TSA's first executive vice president.

William W. Caudill Award

Awarded to recognize a TSA member for professional achievement in leadership development during the early years of AIA membership.

Awarded in memory of William W. Caudill, FAIA, recipient of the 1985 AIA Gold Medal and a pioneer of architectural design, practice, and leadership and service to the organization and community. Must be an architect member in good standing and an active member of the local AIA chapter for a minimum of two years, not to exceed ten years (40 years of age is a recommended maximum for a nominee). The nominee should be a role model to the organization with these qualities: goes beyond the call of duty in service to the profession; influences improvement in the organization at the state level; encourages participation among fellow members and nonmembers; exemplifies qualities of leadership; and exemplifies qualities of professional practice.

Architecture Firm Award

Awarded to a TSA firm that has consistently produced distinguished architecture for a period of at least 10 years. This award is the highest honor the Society can bestow upon a firm.

Any TSA component may nominate one eligible firm. Firms practicing under the leadership of either a single principal or several principals are eligible for the award. In addition, firms that have been reorganized and whose name has been changed or modified are also eligible, as long as the firm has been in operation for a period of at least 10 years.

Nomination Procedures

Except for the Llewelyn W. Pitts Award, each nomination must be submitted through the local chapter and must be in an approved format. TSA will provide nomination forms and portfolio criteria to each local chapter. Additional copies may be obtained upon request.

Nominations for the Llewelyn W. Pitts Award may be made by any TSA member in the form of a letter addressed to the Chair of the TSA Honors Committee. No portfolio is to be submitted.

Selection and Notification

Recipients of all TSA Honors Awards are chosen by the members of the TSA Honors Committee in June of each year. Recipient names (with the exception of the Pitts Award) are ratified by a vote of the TSA Executive Committee at the summer meeting. Following the meeting, Honors Award recipients are notified of their selection and invited to the Awards Luncheon that takes place during TSA's Annual Meeting in the fall.

The names of Honors Award recipients are published in *Texas Architect*. Each local chapter is responsible for notifying local media; however, if a chapter needs assistance, the TSA staff will help prepare press releases.

Portfolios will be returned to the nominating chapters following the TSA summer board meeting.

Presentation

Awards will be presented during TSA's 58th Annual Meeting in Fort Worth, October 23-25, 1997.

Submission Deadline

All nominations must be received in the TSA office no later than 5:00 p.m. on Friday, May 30, 1997. Please direct questions to Gay Patterson at TSA, 512/478-7386. Nominations shall be sent to:

TSA Honors Committee
c/o Texas Society of Architects
816 Congress Avenue, Suite 970
Austin, Texas 78701

TEXAS ARCHITECT



Above: Interior of Rice School.
Photograph by Richard Payne, FAIA

Right: Garden of House for an Artist.
Photograph by Maxy Levy

On the cover: St. Alcuin Montessori School. Photograph by Paul Hester and Lisa Carol Hardaway

Busque la
sinopsis que
se encuentra
al principio de
cada historia
principal.

SCHOOLS

- | | |
|---|----|
| St. Alcuin Montessori School, Dallas
Frank Welch & Associates, Dallas | 62 |
| Ball High School, Galveston
Bay Architects, Friendswood | 66 |
| Rice School/La Escuela Rice, Houston
Taft Architects, Houston | 70 |
| Claude Curtsinger Elementary School, Frisco
Corgan Associates, Inc., Dallas | 74 |
| Chisolm Trail Intermediate School, Keller
Hahnfeld Associates, Architects, Fort Worth | 76 |

HOUSE

- | | |
|---|----|
| House for an Artist, Parker
Max Levy, Architect, Dallas | 78 |
|---|----|

DEPARTMENTS

- | | |
|---------------------------|----|
| Editor's note | 7 |
| News | 12 |
| New Products | 22 |
| Project Management | 31 |
| TA Specifier | 36 |
| Special Sections | |
| Masonry & Concrete | 37 |
| Schools | 47 |
| Survey | 82 |
| Places | 92 |



District Champ

Killeen 9th Grade Center



Venable Village Elementary School



Schools designed by JPJ Architects, Dallas, for Killeen ISD

Ellison 9th Grade Center



Palo Alto Middle School



"Custom CMU products were new to Killeen ISD, so we were concerned about uniform color and performance. Our research led us to Jewell Concrete Products. Jewell is a pleasure to work with and has shown follow-through beyond our expectations."
— Rich Morgan, AIA, Principal-in-Charge, JPJ Architects



Recently, the Killeen Independent School District added four new schools to its growing district of 34 elementary, middle, 9th grade, and high schools. Each school features ground-face and split-face masonry units as primary exterior and some interior finishes. Not just any custom masonry units, though. Killeen ISD's new schools feature only block from Jewell Concrete Products. Jewell's state-of-the-art computer-controlled manufacturing plant in Waco is the winning choice for precise color selection and consistency. Build with confidence when you specify Jewell Concrete Products' family of masonry products, including Decro-Face[®] exposed-aggregate units, Keystone[™] Retaining Wall Systems, and Aurora[™] Masonry Fence System. Go with Jewell and go with a champ—products and service you can trust.

JEWELL
Concrete Products, Inc.

Oldcastle
Architectural Products

P.O. Box 7115 · Waco, Tx 76714 1-800-792-3216

Texas Architect (ISSN: 0040-4179) is published seven times per year (bimonthly and in April) by the Texas Society of Architects, 816 Congress Ave., Suite 970, Austin, Texas 78701. TSA is the official Texas state organization of the American Institute of Architects (David Lancaster, Executive Vice President). Copyright 1997 by the Texas Society of Architects.

Vincent P. Hauser, AIA Editor
 Susan Williamson Senior Editor
 Kelly Roberson Associate Editor
 \$ \$
 Canan Yecmen Associate Publisher
 Carolyn Baker 512/478-7012 Advertising Representative
 Wendi Lee Circulation Manager

TSA Publications Committee

Dennis Stacy, AIA, Dallas (chair); Dennis W. Clayton, AIA, Midland; Lawrence H. Connolly, AIA, Midland; Julius Gribou, AIA, College Station; Mark Gunderson, AIA, Fort Worth; Martin J. Harms, AIA, Lubbock; Douglas Koehne, AIA, Austin; Shafik I. Rifaat, AIA, Houston; Ed Soltero, AIA, El Paso; Dan Wigodsky, AIA, San Antonio

Contributing Editors

David Dillon, Dallas; Stephen Fox, Houston; Nestor Infanzón, AIA, Dallas; Mike Greenberg, San Antonio; Barbara Koerhle, Fort Worth; Gerald Moorhead, FAIA, Houston; Willis Winters, AIA, Dallas; David Woodcock, FAIA, RIBA, College Station

TSA Officers

Jan Blackmon, AIA, Dallas, President; David Richter, FAIA, Corpus Christi, President-Elect; Darrell Fitzgerald, FAIA, Houston, Vice President; Rolando Garcia, AIA, McAllen, Vice President; Martin Harms, AIA, Lubbock, Vice President; David H. Watkins, AIA, Houston, Vice President; Bill Wilson, AIA, Corpus Christi, Treasurer; Dohn LaBiche, AIA, Beaumont, Secretary; Ronald Skaggs, FAIA, Dallas, and Frank Douglas, FAIA, Houston, AIA Directors; David Lancaster, Austin, Executive Vice President

TSA Board of Directors by Chapter

Phillip Miller, AIA, Abilene Chapter; Stephen Brooks, AIA, Amarillo Chapter; Girard Kinney, AIA, Austin Chapter; Elton Abbott, AIA, Brazos Chapter; John Dykema, Jr., AIA, Corpus Christi Chapter; Kirk Krueger, AIA, Dallas Chapter; Tommy Razloznik, AIA, El Paso Chapter; Tony DiNicola, AIA, Fort Worth Chapter; Ernesto Maldonado, AIA, Houston Chapter; Rudolph Gomez, AIA, Lower Rio Grande Valley Chapter; Mary Crites, AIA, Lubbock Chapter; Duane Meyers, AIA, Northeast Texas Chapter; Roy Lowey-Ball, AIA, San Antonio Chapter; Philip Long, AIA, Southeast Texas Chapter; Sterling Thompson, AIA, Waco Chapter; David Wayland, AIA, West Texas Chapter; Monty Monson, AIA, Wichita Falls Chapter; Julius M. Gribou, AIA, Lubbock, Educator Member; Eleanor Tinsley, Hon. TSA, Public Member; Jacqueline Dodson, Assoc. AIA, Intern/Associate Member

Periodical postage paid at Austin, Texas, and additional mailing offices. Postmaster: Send address changes to *Texas Architect*, 816 Congress Ave., Suite 970, Austin, Texas 78701-2443. Phone: (512) 478-7386. Printed in the U.S.A.

Subscription price is \$16 per year for TSA members, \$21 for nonmembers with addresses in the continental U.S. Reproduction of editorial content without written permission is prohibited. Use of names and images of products and services in either editorial or advertising does not constitute an endorsement by TSA or AIA, nor does comment necessarily reflect an official opinion of either organization. *Texas Architect* is indexed by the Avery Index of Architectural Periodicals, available in major libraries.



Report Card

I NOTED WITH GREAT SADNESS the recent passing of Houston architect Donald Barthelme, who designed the West Columbia Elementary School in West Columbia, south of Houston, his best-known commission. Although I did not know him personally, I knew him as the architect of St. Rose of Lima Church and School, where I attended elementary school. Designed in 1948, before the age of air conditioning in Houston, the school is an elegant composition, open to let the light and breezes into and through the classrooms that in turn open to a wide breezeway and to the playing fields beyond. The brick walls are lightened by large grids of steel awning windows, lightened further by the subtle arches of the breezeway canopy. St. Rose is recognized as the first modern church in Houston, and received an award of merit from the AIA in 1949. Even as a child, the school was remarkable to me in the clarity, simplicity, and directness of its design; images of the school are among my most indelible memories. Almost 50 years after it was built, St. Rose wears its age well, and its qualities have not diminished.

Although it may not be entirely fair, St. Rose has for me become a yardstick of sorts by which to measure other schools. School design today is certainly far removed from the time when Donald Barthelme presented his sketches to the handful of people who had to approve his school plan, but I sense that a great deal has been lost since then, if by nothing else than the sheer scale of new school construction projects. Pressed by the quantitative demands of budget and schedule, school-age demographics, per-capita construction costs, and state-mandated educational specifications, architects can rarely afford to fully address many of the questions that directly affect the qualitative aspects of the school experience. Legislated fee caps, ominous certification and indemnification requirements, and a litigious working environment are enough to diminish the enthusiasm of the most dedicated professional. In this context, who will ask the questions that will shape and give form to new memorable places?

Part of the answer to this question lies in the evolving role of the architect in program management and the increased involvement of parents and enthusiastic teachers in site-based management teams and campus improvement committees. Architects are learning from these groups how schools really work, and why the halls need to be just a little wider so as to avoid shoving matches between classes, even if the resulting design does exceed the standard specifications. As to questions of form, schools have been transformed from the knowledge dispensaries of the 1950s into today's crucibles in which social stresses are worked and shaped on a daily basis. The forms of schools today reflect the ambiguities and complexities of this reality. As definitively as school design was moved by architects such as William Caudill and Donald Barthelme from the iconography of the two-story schoolhouse of the late 19th and early 20th centuries, so today's school designs move from the linear and open sensibility of those early modern schools toward a language of defensibility and security. A good window is hard to find.

Vincent P. Hauser

UPCOMING ISSUES

We invite submissions to *Texas Architect* for our upcoming issues:

May/June '97 (deadline 10 Feb)
 "Health Care Architecture"

July/Aug '97 (deadline 7 Apr)
 "Museums and Galleries"

Please call 512/478-7386, e-mail vhaus@txarch.com, or fax at 512/478-0528 to discuss your story idea.

T'is Still

Texas Architect is the magazine of record for design

the Season

and construction in Texas. Why not share it?

for Giving.

Give your Texas Architect Gift Subscription.

FIRESTOP Blocks

Setting A New
Industry Standard.

WECK FireStop blocks add light, warmth and spaciousness to any room, giving new life to dark and cramped areas. Classified by UL for 60 minute or 90-minute ratings* in wall openings. FireStop blocks are now available in more sizes and patterns. For protected openings Nubio-60, Clarity-60 or Fortress-60 blocks are 60 minute rated in either masonry or Gypsumboard, and Clarity-90 is 90-minute rated in masonry. Heavier blocks offer more security protection, more stability and a better sound barrier.

NORTH ★ AMERICAN
TILE & STONE

HOUSTON • DALLAS • SAN ANTONIO

800•713•1333 Circle 73 on the reader inquiry card

WECK®

MARVIN

WINDOWS & DOORS.

For more information, visit one of the centers listed below, or circle 4 on the reader inquiry card.



Marvin Windows Planning Center



AUSTIN BRYAN/COLLEGE STATION FREDERICKSBURG TEMPLE/BELTON
1214 West Sixth Street, Suite 102 Austin, Texas 78703
800/333-9203 512/835-9203 Attn: Tom Braswell or Jeff Long
DALLAS WACO 2619 Lombardy Lane Dallas, Texas 75220
800/888-3667 214/351-1186 Attn: David Faulkner
FORT WORTH 4455 Camp Bowie Rd. #110 Fort Worth, TX 76107
800/955-9667 817/737-8877 Attn: Jack Moseley or Scott Pereth
LONGVIEW TYLER 1707 Loop 281 West Longview, TX 75604
800/288-3667 903/759-9675 Attn: Lonnie Robinson
LUBBOCK Frontier Wholesale Co. 833 E. 40th Lubbock 79404
800/444-3667 806/744-1404 Attn: David Thompson
MIDLAND 3303 N. Midkiff, Suite 102, San Miguel Square
Midland, Texas 79705 915/520-5442 Attn: Gary Corbett
LAS VEGAS 6370 W. Flamingo #18 Las Vegas, Nevada 89103
702/362-6270 Attn: Tim Males
TEMPE 918 South Park Ln., Ste. 104 Tempe, Arizona 85281
800/558-8645 602/902-0552 Attn: Saul Freeberg or David Dornin
TULSA 6922 S. Lewis Tulsa, Oklahoma 74136
800/283-6352 918/481-6352 Attn: Toran Ballone
OKLAHOMA CITY 114 E. Sheridan, B-102, Bricktown OKC 73104
800/766-4690 405/235-5633 Attn: Gary Dawson
SHREVEPORT 6535 Line Ave., Ste. 100 Shreveport, LA 71106
318/869-4220 Attn: Lonnie Robinson



Lone Star
PLYWOOD & DOOR CORP.

HOUSTON

Lone Star Plywood & Door Corp.
16001 Tomball Parkway
Houston, Texas 77086
800/934-3502 713/440-9090
Attn: Trisha Laird

Beaumont/Port Arthur 800/934-3502
Bryan/College Station 800/934-3502
Galveston 800/934-3502
Victoria 800/934-3502

Marvin Windows Planning Center



SAN ANTONIO

Marvin Windows Planning Center
6450 Camp Bullis Rd.
San Antonio, Texas 78257
1-800-669-0914 210-698-0914
Attn: Kevin Ayres & Harry Armenia

CORPUS CHRISTI

512-814-7000 Attn: Harry Armenia

McALLEN / BROWNSVILLE / LAREDO
KERRVILLE / FREDERICKSBURG
1-800-669-0914 Attn: Bobby Garcia

LET MARVIN BRING WARMTH BACK TO YOUR CLASSROOM



photograph: Paul Hester and Lisa Carol Hardaway

St. Alcuin Private School, Dallas
designed by Frank Welch Associates, Dallas
built by Andres Construction Services, Dallas

Learning requires a comfortable environment. Successful classroom design depends on not just making space for teachers and students, but making space that encourages attentive participation. Marvin Windows can make a difference with wood windows that have the detail and character to bring back the warm touch of home and bygone school days.

Of course, you know that beauty can be only skin-deep with some windows. At Marvin Windows, we know that, too. That's why with Marvin every window is made to order to ensure highest quality and design flexibility. Plus, our extensive line of standard shapes and sizes offers you easy control of your budget, too.

So build schools that greet students pleasantly. Marvin's beauty is through and through. We will make you look good if money is no object. And we'll make you look good if money is precisely the point.

Innovation and service are standard with Marvin Windows, where every window is made to order. You can specify the features you want us to build in. And you can specify the features you want us to leave out.

Marvin makes windows in over 11,000 standard sizes and a virtually unlimited number of custom shapes and sizes, with a variety of options to suit your most specific needs. Long-lasting, durable performance. That's Marvin Windows. Beautifully made to order, one at a time.

"Marvin Windows delivered a more appealing tactile quality than other options. With more lines and more detail, these wood windows were a satisfying choice for classroom warmth."

— Bill Mackey
Frank Welch Associates

"Marvin delivered ganged, primed banks of windows to our site for easy installation. We had timely delivery, knowledgeable service, and no callbacks."

— Wade Andres
Andres Construction Services

MARVIN
WINDOWS & DOORS.



Circle 4 on the reader inquiry card

Cut Your 1998 TSA Dues With 2 Easy Steps



Step 1: Use TSALink

Step Two: Continue to use TSALink once a month throughout 1997 and TSA will reduce your supplemental dues for 1998. Just upload and update your firm's project data to TSALink at least once a month and you will not be required to pay supplemental dues on TSA-member architects within your firm.

As always, you'll also receive E-mail service, an internet connection, database software, and the ability to view all Texas data on CMD Online. With CMD Online you can review contractor bid candidates, choose bid dates, and find projects that are currently undergoing the architect selection process.

For information on how to become a TSALink supporter, or to upgrade your current TSALink software, call Andrew Hamlin at 800/478-7386.

TSALink
Online Power for Texas Architects

NOW TWO CONVENIENTLY
LOCATED STORES . . .

MILLER

BLUEPRINT COMPANY NORTH
10713 METRIC BLVD
Austin, Texas
(512) 837-8888



MILLER

BLUEPRINT CO. DOWNTOWN
501 WEST 6TH ST.
Austin, Texas
(512) 478-8793

... TO SERVE BETTER THE
AUSTIN PROFESSIONAL!

Circle 13 on the reader inquiry card

High Performance CMU Delivers Measured Breakthroughs in Concrete Masonry Construction

DALLAS A new concrete masonry unit named the High Performance CMU (HPCMU) has been developed to reduce structural costs and increase jobsite productivity, while boosting performance and ongoing energy savings.

According to a recent analysis of a prototype retail facility in Houston, Texas, new High Performance Concrete Masonry Units (HPCMUs) would save

50 percent on annual energy costs vs. tilt-wall construction.

The study also showed the masonry work on the facility would be completed 8.2 days earlier using optimum density HPCMUs vs. heavier ASTM Lightweight CMU.

To learn more about HPCMUs utilizing 100 percent PyroTherm™ aggregate, call 1-713-277-3202 or see the full-page ad in this issue of Texas Architect.

Circle 242 on the reader inquiry card

V I S I O N A R Y

Light on a Grand Scale.

**MASONRY & GLASS
SYSTEMS INC.**

9189-F Winkler
Houston, Texas 77017

Phone: 713/944-9716
Fax: 713/944-1723

Toll-Free: 800/677-6393
San Antonio: 210/599-6260

**Master Distributor
of American-Made**

PITTSBURGH CORNING
PCGLASSBLOCK®
PRODUCTS



When designing this conservatory, a glass block curved wall seemed to strike a chord with W. Wayne Collins, AIA. Clearly distinctive glass block from Pittsburgh Corning can bring your visions to light, too. Just contact your local distributor.

*Hyma Residence,
Fallbrook, California*

Circle 10 on the reader inquiry card

News

Fort Worth marks 50th 12

FORT WORTH In celebration of its fiftieth anniversary, AIA Fort Worth presented its Excellence in Architecture awards.

San Antonio notes eight 13

SAN ANTONIO AIA San Antonio recognized eight projects in its annual design-awards program.

Of Note 13

Stadium to Second Base 15

HOUSTON Voters narrowly passed a ballot initiative approving the concept of a new baseball stadium and a renovated Astrodome.

Processing Information 17

SAN ANTONIO A team from the University of Texas-San Antonio captures first prize in the annual TSA/Herman Miller Student Design Charette.

Calendar 17

New Products 22

Fort Worth marks 50th

FORT WORTH AIA Fort Worth presented its 1996 Excellence in Architecture Awards on November 9 during its annual Awards Banquet. The event capped a week of festivities, including an Architecture Week proclamation by the mayor's office and an office open house; the events marked the fiftieth anniversary of the chapter.

A jury of three, including Gary Cunningham, FAIA, Cunningham Architects, Dallas; Lionel Morrison, FAIA, Morrison Seifert Murphy, Dallas; and Matt Morris, Lake/Flato Architects, San Antonio, awarded two merit awards and four citation awards to firms, and

chapter's James R. Wooten Service Award, and David R. Stanford received the Charles R. Adams Award for Design Excellence.

Kelly Roberson



1

David Woo



2

Michael Lyon



3



4

Michael Lyon

two merit awards and two citation awards to students. The two projects by local firms that were recognized with merit awards were Erath County Electric Cooperative Association, Hahnfeld Associates Architects/Planners, and Parish Center Good Shepherd Catholic Community, Jim Bransford, AIA.

The Library/Jesuit Residence, Montserrat Retreat House by Jim Bransford and the River Legacy Living Science Center by KVG Gideon Toal both received citations, as did the St. James Episcopal Church by Arthur Weinman, Architects, and The Modern at Sundance Square by Ames Fender, Architect. Loft Housing by Jay Cantrell and City Play by David Gappa received student merit awards. *Invisible Territories—A Tectonic Study of the Garden* and *Graphics Submission—Lighthouse*, both by Thomas Tenery, received student citation awards.

The Awards Banquet also featured presentation of the chapter honor awards. Couch Terrazzo received the Quality in Construction Award and the Fort Worth Chapter, Associated General Contractors, received the President's Award. Honorary membership went to Bob Bolen, and David Lee received the Young Professional Award. V. Aubrey Hallum was honored with the Fort Worth



5

Fort Worth Star-Telegram



6

Michael Lyon

- | | |
|--|--|
| 1 The Modern at Sundance Square | 4 St. James Episcopal Church |
| 2 Parish Center Good Shepherd Catholic Community | 5 River Legacy Living Science Center |
| 3 Erath County Electric Cooperative Assoc. | 6 Library/Jesuit Residence, Montserrat Retreat House |

San Antonio notes eight

SAN ANTONIO Eight projects, representing everything from a private residence to a new cable company headquarters, were recognized with 1996 design awards from the American Institute of Architects—San Antonio Chapter. The winners were honored on October 30 at the chapter's annual Design Awards Banquet at the Tobin Estate.

A jury of three—Robert E. Hull, FAIA, Miller/Hull Partnership, Seattle, Wash.; Natayle L. Appel, Natayle Appel Architect, Houston; and Jorge Barrera, President of the Colegio y Sociedad de Arquitectos de Nuevo Leon, Monterrey, Mexico—selected the

honor, merit, and commendation awards from a pool of 39 entries from ten firms. Two projects by local firms were recognized with honor awards: the National Wildflower Research Center in Austin, Overland Partners, Inc. (see *TA*, November/December 1996, pp. 68-69), and Cotulla Ranch House, Lake/Flato Architects.

Jurors designated two additional projects for merit awards: Texas A&M International University, Ford, Powell & Carson and Kell Muñoz Wigodsky joint venture, and Santa Fe House, Lake/Flato Architects (see *TA*, September/October 1996, pp. 52-53). The re-

OF NOTE

Record names new editor

Architectural Record has named Robert Adams Ivy, Jr., FAIA, as its new editor-in-chief. Ivy, author of the award-winning book *Fay Jones*, has two decades of experience in journalism, and is principal of an architectural firm. He has written and co-produced documentary films on architecture and is recognized as a national spokesperson for the profession.

Architectural Record became the official publication for the membership of the American Institute of Architects in January 1997.

DART opens light rail extensions

Two more links in the Dallas Area Rapid Transit (DART) light rail system (see *TA*, July/August 1996, pp. 12-14) have opened for service, according to the *Dallas Morning News*. Commuter service on the Trinity Express, a cooperative venture between DART and The T in Fort Worth, began December 10 between south Irving and Union Station in downtown Dallas. By 1999, the self-propelled diesel service will extend to downtown Fort Worth, and by 2005 to Dallas/Fort Worth International Airport. Light rail lines from Park Lane to and from downtown Dallas began running January 10. The Park Lane extension is expected to double the number of the light rail system's riders, which averages 15,800 people daily.

Campaign for hall tops \$71 million

According to the *Fort Worth Commercial Recorder*, contributions and pledges in excess of \$71 million have been received in the fundraising campaign for the Nancy Lee and Perry R. Bass Performance Hall (see *TA*, November/December 1996, pp. 60-65). The total, which exceeds the original goal of \$60 million, will enable owners to upgrade several of the building's details.

Spinning the Web

Check out these sites of interest on the web. Detailed maps of cities across the globe can be found at <http://www.virtualmap.com>. The site will support street and landmark searches, zooming, and panning. The Smithsonian Institution's site at www.si.edu/ has resources, tours, and information on museums and organizations. Look for the *Metropolis* magazine site at www.metropolismag.com. The architecture and design magazine's page also has links to other top design sites.



Robert Mohrill



Al Rendon



Lars Hundere



Greg Hursley



Paul Bardegy



Tim Hursley, Greg Hursley



Michael Lyon



Hester + Hurdaway

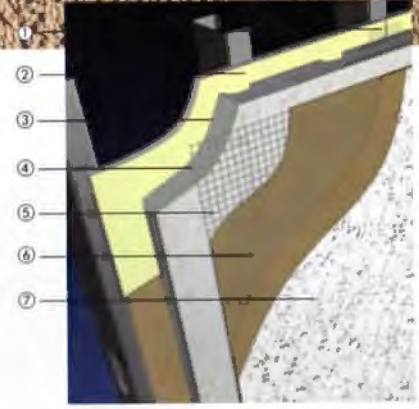

- 1 Strand Street Theatre
- 2 Paragon Cable Corporate Headquarters
- 3 Presidio Plaza
- 4 Texas A&M International University

- 5 San Antonio Main Library Interior
- 6 National Wildflower Research Center
- 7 Cotulla Ranch House
- 8 Santa Fe House

maining four projects each received commendation awards: Presidio Plaza in San Antonio, Sprinkle Robey Architects; the San Antonio Library Interior, Ford Powell & Carson, Saldana & Associates, and Callins & Associates; Paragon Cable Corporate Headquarters in San Antonio, Kell Muñoz Wigodsky; and the Strand Street Theatre, Ford Powell & Carson.

KR

When You Specify EIFS, Specify the Right Dryvit System for Your Project's Needs.



OUTSULATION®

America's Premier EIF System

With billions of square feet of Dryvit Outsulation installed on over 250,000 buildings worldwide, architects continue to specify Outsulation for good reason.

- high-energy efficiency
- design and installation flexibility
- long lasting, low maintenance
- ease of installation

All this plus cost effectiveness that traditional building materials simply cannot match.

Any wonder, since its introduction in 1969, Dryvit Outsulation has outsold all other EIF systems hands down.

Components:

- ① Georgia-Pacific's Dens-Glass Gold Sheathing or Approved Substrate
- ② Adhesive
- ③ Insulation Board
- ④ Base Coat
- ⑤ Mesh
- ⑥ Finish

OUTSULATION PLUS™

The High-Performance EIF System with an Air and Moisture Barrier

Outsulation Plus builds on Outsulation's proven benefits with Backstop™. This continuous Type III air barrier and water-resistant membrane protects Georgia-Pacific's Dens-Glass® Gold sheathing. Backstop provides a second line of defense against air and moisture while optimizing heating/cooling performance.

Outsulation Plus lets you match the wall to the project while balancing concerns about budget, climatic conditions and design.

Components:

- ① Georgia-Pacific's Dens-Glass Gold Sheathing Or Approved Substrate
- ② Continuous Air/Moisture Barrier Including Grid Tape & Flashing Tape
- ③ Adhesive
- ④ Insulation Board
- ⑤ Base Coat
- ⑥ Mesh
- ⑦ Finish

INFINITY®

A Pressure-Equalized Cavity Wall with Drainage Channels

The INFINITY System is a multi-layered, patented cavity wall design with pressure-equalization technology. It provides three layers of unparalleled protection.

Inside —

- Dens-Glass Gold sheathing with DryShield® ABA

Cavity —

- A patented cavity wall design with channels to capture and drain incidental moisture out of the system.

Outside — a rainscreen layer

- Dryvit's reinforced flexible base coat and elastomeric textured finish
- Dow Corning silicone building sealants

Components:

- ① Continuous Air/Moisture Barrier Including Grid Tape & Flashing Tape
- ② Georgia-Pacific's Dens-Glass Gold Sheathing
- ③ Adhesive
- ④ Channeled, Vented Insulation Board
- ⑤ Mesh
- ⑥ Base Coat
- ⑦ Finish

Dryvit Systems, The Systems of Choice.

Dryvit offers a full range of EIF systems to meet the needs of Texas architects. Our distributor offers timely delivery and on-site support with offices in Dallas, Houston and San Antonio. Let Dryvit's 26 years of experience work for you. Dryvit — the company you can trust. **Call 1-800-4-DRYVIT.**



Stadium to Second Base

HOUSTON In early November 1996, Harris County voters accepted Proposition 1 by a narrow 51- to 49-percent margin, approving the concept of a \$265-million baseball stadium and a \$200-million renovation of the Astrodome to keep Houston in the major leagues. The next step will be for officials and team owners to get a financial package through the Texas Legislature this spring, including approval for using a


leave Houston unless a new stadium was built, and Astros owner Drayton McLane, Jr., made major commitments to the minority community for a substantial piece of the construction and job pie. In the final tally, Hispanics strongly favored the proposition, along with lower-income blacks and upper-income whites. Dissenting votes came mostly from white suburban precincts.

shuttle buses may be used to connect to parking garages further away.

Ignored by the supporters of revitalization is Houston's long history of failed attempts to inject life into downtown. The Theater District, consisting of Jones Hall, the Alley Theater, and Wortham Theater, has not spawned a single restaurant, and the Convention Center cannot support a new hotel without major

financial concessions by the city. And after 30 years, questions still linger regarding the impact of the Astrodome on South Main Street.

The issues in the stadium debate were complex and tangled. Emotional pleas to keep the city's image as a "world-class" city and a "big league player," were frequently heard during the campaign. City governments' and taxpayers' willingness to spend public money subsidizing professional sports businesses seems largely motivated by pride. The mechanics of funding, city



rental-car tax and a portion of local sales taxes to pay for construction costs. The 42,000-seat, retractable roof, neo-traditional ball park will be located on the east side of downtown Houston adjacent to historic Union Station, which will serve as the formal entrance and possibly a museum.

The fate of the stadium referendum was doubtful until the final hours of voting, despite a well-financed campaign by supporters to convince the voters that property taxes would not be used for the project. Opponents of the package relied on the "distrust of government" issue, reinforced by current actions of the city council to annex the affluent Kingwood area and an unexpected rise in property taxes by the county. In the last days before the election, however, National League President Leonard Coleman said that the Houston Astros would

Stadium proponents, including Mayor Bob Lanier and major downtown corporate CEOs, claimed the ball park is essential to the revitalization of downtown, citing examples like Denver, Baltimore, and Cleveland, where new sports facilities are part of vibrant downtowns. Critics feel that the trickle-down effect has been oversold, if not based on outright faulty economics.

Professor Barton Smith of the University of Houston Center for Public Policy believes the stadium will not create desirable jobs and will have no influence on the revitalization of downtown. The space required for parking alone will keep other businesses from congregating close to the stadium. Of the more than 20,000 spaces needed, the Downtown District estimates that 16,000 on-grade parking spaces are currently available in that quadrant of downtown, and

planning ramifications of site selection, and the exaggerated economics of maintaining a competitive team are not the real issues. People want to feel good about their city, to feel that it is important and has value on a national scale. It's unfortunate that professional sports, rather than education or the Johnson Space Center or the Medical Center or Houston's diversity of culture, must fulfill this need for identity and civic worth.

Gerald Moorhead, FAIA

Gerald Moorhead, FAIA, is an architect in Houston and a contributing editor for Texas Architect.

A rendering of the proposed design for the Houston Astros' Ballpark at Union

Station. The architect for the project is HOK Sport of Kansas City, Mo.

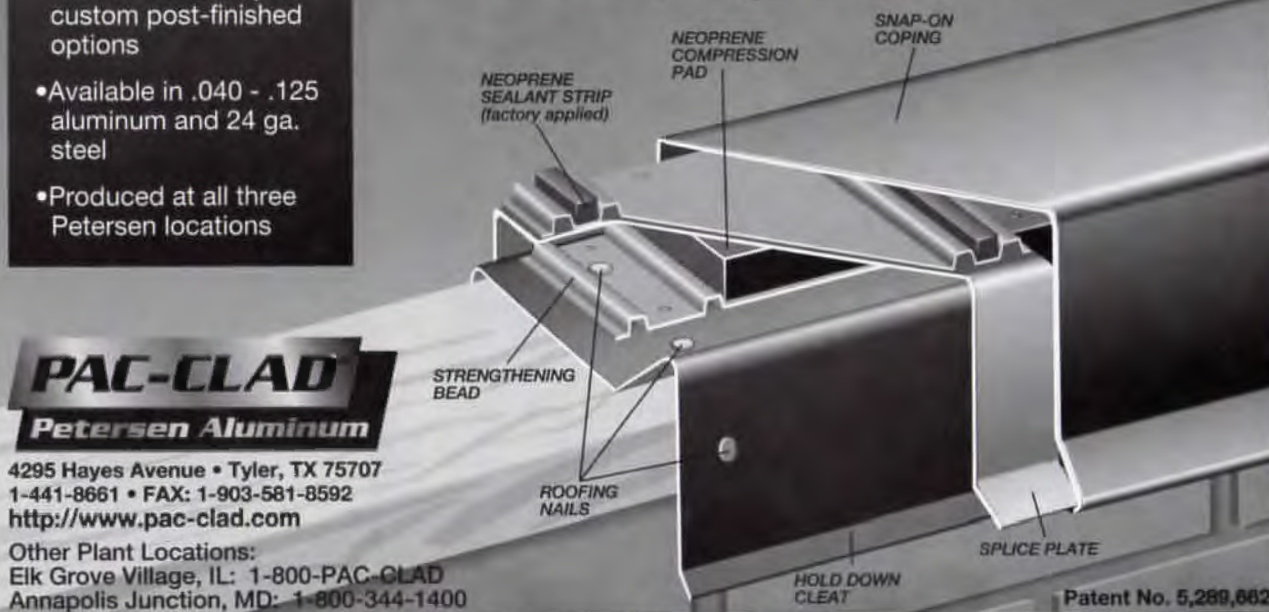
Features

- Innovative new gutter splice plate
- Available with reinforced hold down cleat for FM I-60 and I-90 approval
- Finishes include Kynar 500[®], anodized coatings and a wide variety of custom post-finished options
- Available in .040 - .125 aluminum and 24 ga. steel
- Produced at all three Petersen locations

TITE-LOC COPING

FM
APPROVED

*Whatever the weather,
this coping stays put.*



PAC-CLAD
Petersen Aluminum

4295 Hayes Avenue • Tyler, TX 75707
1-441-8661 • FAX: 1-903-581-8592
<http://www.pac-clad.com>

Other Plant Locations:
Elk Grove Village, IL: 1-800-PAC-GLAD
Annapolis Junction, MD: 1-800-344-1400

Circle 83 on the reader inquiry card

Expert advice. Technical support. Up-to-date product regulatory information. Sherwin-Williams makes each available to you with our toll-free Paint DataBank[®] hotline.

Our consultants provide solutions to your toughest coating and VOC compliance questions. Which saves you time and helps avoid costly mistakes. And with over 2,000 locations, we're conveniently near your job site.

**The project covers 1.5 million square feet,
85 stores, 3 restaurants and a cineplex. But you
can specify the paint with a single call.**

So no matter how complicated your project may be, the solution remains simple. Ask Sherwin-Williams. Call the Paint DataBank at 1 800 321-8194 between 8:00am and 7:00pm EST, Monday through Thursday, or 8:00am-5:00pm EST on Friday.

©1996 The Sherwin-Williams Company

Circle 3 on the reader inquiry card



CALENDAR

"Georges de La Tour and His World"

The largest group of works by Georges de La Tour (1593-1652) assembled since 1972 will make the last of only two United States stops at the Kimbell Art Museum. De La Tour, now considered one of the greatest painters of 17th-century France, was forgotten and his work attributed to other artists until the early 20th century. The exhibition traces the artist's development from early, realistic daylight works to later nocturnal scenes to his final simple, sculptural forms. His religious paintings are considered among the most powerful expressions of the counter-Reformation. Kimbell Art Museum, Fort Worth (817/332-8451), FEBRUARY 2 THROUGH MAY 11

Houston Talks

David Chipperfield, David Chipperfield Architects, London, and Will Bruder, Will Bruder Architect, Arizona, two internationally recognized architects, will each give a free public lecture in Houston as part of a program sponsored by the Rice Design Alliance and the architecture schools at Rice University and the University of Houston. Rice Design Alliance, Houston (713/527-4876), FEBRUARY 13

Couture and the French

Trend-setting names in French fashion and a selection of cutting-edge haute couture designs will be the focus of *Fabulously French: Haute Couture 1897-1996* at the Museum of Fine Arts, Houston. The exhibit is the work of the Textiles and Costume Institute at the museum. Thirty mannequins representing masters from Jeanne Lanvin (1909) to Marc Bohan, and Yves Saint Laurent to Gabrielle (Coco) Chanel will showcase a range of styles and sensibilities. Museum of Fine Arts, Houston (713/639-7300), FEBRUARY 23 THROUGH APRIL 20

Dreyfuss Retrospective


The work of Henry Dreyfuss, the industrial designer who created many products still found in American homes today, will be the focus of *Henry Dreyfuss Directing Design: The Industrial Designer and His Work, 1929-72*, at the Cooper-Hewitt National Design Museum, Smithsonian Institution. More than 200 examples of his legacy, which includes the Princess telephone, the Honeywell Round thermostat, and the Model L tractor, will be featured. Cooper-Hewitt National Design Museum, New York City (212/860-6894), MARCH 18 THROUGH AUGUST 17

Processing Information

SAN ANTONIO Information was the focus of the Texas Society of Architects (TSA)/Herman Miller Student Design Charette, held in October during the TSA 56th Annual Meeting. A seven-member team from the University of Texas-San Antonio took first prize in the seventh annual event, organized by the TSA Student Liaison Committee to encourage interaction between students and alumni.

The 1996 program asked teams to provide innovative ideas for a San Antonio information center that would project the image of the city and provide comprehensive information its historical and cultural heritage, business and educational opportunities, accommodations, and entertainment. Clues were released on the Internet prior to the charette, but the full problem was not available until the morning of the charette. Herman Miller, Inc., provided funding for lodging, food, prizes, and materials.

Participating schools included Texas Tech, the University of Texas-Arlington, Texas A&M University, Prairie View A&M, the University of Texas-San Antonio, and the University of Houston. The local jury of Pat Hammond, an artist; George Cisneros, a composer/technology artist; and Maggie Flood Herdeg, an architect, all from San Antonio, chose the University of Texas-San Antonio team—students Jackson Huang, Rami



1 the winning design from UT-San Antonio

2 students from UT-San Antonio at work

Harb, Bill Lambert, and Russell Kenyon; alumni Sergio Bravo and Fernando Aguilar; and faculty sponsor Jon Thompson—as winner. Teams presented their ideas in graphic and three-dimensional formats, including CADD and manual drawings and multi-media technology. **KR**



Faulkner Construction Company

Austin - San Antonio - Rio Grande Valley - Mexico City
(512) 441-1111



QUALITY

STRENGTH

VISION

**35 Years of Excellence
In Commercial Building**

Circle 20 on the reader inquiry card

Better Brew View

COPPERTANK
BREWING COMPANY



Coppertank Brewing Company, Deep Ellum, Dallas
constructed by Wright Commercial Contracting, Dallas
photographed by Craig Blackmon, BlackInk Architectural Photography

THE BEST FRAME FOR

When your billboard is the inside of your brew pub, not just any window will do. To present your copper tanks to motorists and pedestrians, you need a window built with the same care that goes into your beer. Weather Shield has been making quality windows for years and years. The result:

YOUR WORK OF ART

You get more when you specify Weather Shield. Like more value. With our established production lines, we can build more quality into each and every window, because we don't have the product start-up costs facing new manufacturers. You get more options. We have more than 100 standard

BEFORE YOU DRINK IT

window sizes. We offer the ultimate in energy efficiency, with a choice of insulated glass or insulated Low E Squared glass. And we offer wood upgrades in both True Oak™ and Cherrywood™ as well as traditional pine. For proven quality, better value and more options, turn to Weather Shield.

THERE'S MORE TO SEE IN A WEATHER SHIELD WINDOW.

"Weather Shield windows were an important addition to this project. The way they show off Coppertank's interior entices patrons in from the sidewalk and from their cars on the busy street. They're great windows. And they were economical, too. This is a typical project for us; we build a lot of restaurants. We were pleased with Weather Shield's quality, their options, the fit on delivery, and service from their staff throughout the project."

— Chris Squitiero, Vice President, Wright Commercial Contracting

WEATHER SHIELD

WINDOWS & DOORS



Allen & Allen Company

SAN ANTONIO
Attn: Dale Berman
123 West Rhapsody
San Antonio, Texas 78216
210-344-6099 800-460-2099
Fax 210-344-2803

Wm Cameron & Co.

HOUSTON
Attn: John Potts
5301 Bissonett
Houston, Texas 77401
713-349-8360
Fax 713-349-8758

Lone Star
LONE STAR PLYWOOD & DOOR CORP.

DALLAS
Attn: Steve Sikkes
425 Airline Drive
Coppell, Texas 75019
214-304-1234 800-934-3501
Metro 214-471-1116
Fax 214-471-1311

Circle 33 on the reader inquiry card



Our Home is your Home

Welcome to **TA2**, the new online supplement to *Texas Architect*. We have renovated our content, made some additions, and moved to a better location.

The new **TA2** is much more than just an online version of *Texas Architect*. In addition to supplemental coverage, **TA2** features product specifications and manufacturers' and consultants' profiles. Plus our new **TA2 Noted** column features news stories and happenings from around the state about Texas architects and the industry.

Make **TA2** your home on the world wide web. Use it to improve your business and your knowledge about what's going on in Texas. **TA2** is your best connection to your profession.

Come by and browse today!

TA2
digital texas architect

<http://www.txarch.com>

membership interest card

Please contact me about the services and benefits of joining the Texas Society of Architects / American Institute of Architects

Circle your Chapter (if known):

- Abilene
- Amarillo
- Austin
- Brazos
- Corpus Christi
- Dallas
- El Paso
- Fort Worth
- Houston
- Lower Rio Grande Valley
- Lubbock
- Northeast Texas
- San Antonio
- Southeast Texas
- Waco
- West Texas
- Wichita Falls

TEXAS SOCIETY OF ARCHITECTS



ESTABLISHED 1939

Name: _____

Title/Position: _____

Firm/School: _____

Type of Firm: _____

Busn. Address: _____

City/State/Zip: _____

Phone Number: _____

Fax Number: _____

Home Address: _____

Find out about TSA/AIA

Complete this card and mail it to TSA and we'll send you more information on the benefits of joining the Texas Society of Architects/American Institute of Architects.

Subscribe and Save!

Receive every issue of TEXAS ARCHITECT - all six regular issues plus a bonus seventh issue, if you pre-pay. And you'll save at least 13% off the cover price! Complete the postage-paid card and return it to us to start your subscription.

- 1 year, 6 issues, \$21 13% off the cover (foreign: US \$35 per year.)
- 2 years, 12 issues, \$38 21% off the cover
- Student rate, one-year, \$15 38% off the cover
- Payment enclosed. One free issue on a one-year subscription, 7 in all; or TWO free issues on a two-year subscription, 14 in all.
- Bill me. (Visa and Mastercard accepted)

Name: _____

Title/Position: _____

Firm/School: _____

Type of Firm: _____

Mail Address: _____

City/State/Zip: _____

Billing Address (if different from above): _____

subscription action card

TEXASARCHITECT

What is your primary business or industry? (please check only one)

- Architecture or A/E firm
 - Engineering firm
 - Architectural design (not headed by reg. architect)
 - Interior design
 - Landscape architecture
 - Contractor or builder
 - Government
 - Commercial/Industrial/Institutional
 - College personnel or library
 - Architecture student
 - Public library, professional club, society, or trade association
 - Supplier of building or interior furnishing products
 - Other allied to the field
- Please specify: _____

Free Product Information

Take advantage of additional information available about products and services advertised in this issue. Fill out the attached Reader Inquiry Service Card and drop it in the mail to us, free-of-charge. We will forward your requests immediately.

Name: _____

Firm/Company: _____

Address: _____

City/State/Zip: _____

Position: _____

Telephone: _____

I would also like to subscribe to TEXAS ARCHITECT. Please bill me (\$21/6 issues)

Circle the appropriate reader inquiry number(s)

1	2	3	4	5	6	7	8	9	10	11	12	13	14	15	16	17	18	19	20
21	22	23	24	25	26	27	28	29	30	31	32	33	34	35	36	37	38	39	40
41	42	43	44	45	46	47	48	49	50	51	52	53	54	55	56	57	58	59	60
61	62	63	64	65	66	67	68	69	70	71	72	73	74	75	76	77	78	79	80
81	82	83	84	85	86	87	88	89	90	91	92	93	94	95	96	97	98	99	100
101	102	103	104	105	106	107	108	109	110	111	112	113	114	115	116	117	118	119	120
121	122	123	124	125	126	127	128	129	130	131	132	133	134	135	136	137	138	139	140
141	142	143	144	145	146	147	148	149	150	151	152	153	154	155	156	157	158	159	160
161	162	163	164	165	166	167	168	169	170	171	172	173	174	175	176	177	178	179	180
181	182	183	184	185	186	187	188	189	190	191	192	193	194	195	196	197	198	199	200
201	202	203	204	205	206	207	208	209	210	211	212	213	214	215	216	217	218	219	220
221	222	223	224	225	226	227	228	229	230	231	232	233	234	235	236	237	238	239	240
241	242	243	244	245	246	247	248	249	250	251	252	253	254	255	256	257	258	259	260

reader inquiry service

January/February 1997

This card will not be processed after March 31, 1997

Please check the appropriate boxes below:

- Job Function:
- Owner/Principal
 - Manager/Dept. Head
 - Staff Architect
 - Project Manager
 - Intern Architect
 - Designer
 - Interior Designer
 - Engineer
 - Client

Do you write or approve product specifications? Yes No

- Type of Business:
- Architectural or A/E Firm
 - Consulting Engineering
 - Contractor or Builder
 - Commercial, Industrial, or Institutional
 - Government Agency
 - Interior Design

- Information Needed for:
- Current Project
 - Future Project
 - New Building
 - Remodeling

- Type of Contact Requested:
- Have your representative call me.
 - Send more detailed technical information.
 - Send samples or demonstration packages.

TEXASARCHITECT



NO POSTAGE
NECESSARY
IF MAILED
IN THE
UNITED STATES




BUSINESS REPLY MAIL

FIRST-CLASS MAIL PERMIT NO. 3149 AUSTIN, TEXAS

POSTAGE WILL BE PAID BY ADDRESSEE

TEXAS SOCIETY OF ARCHITECTS

816 CONGRESS AVE., STE. 970
AUSTIN, TX 78701-2443



NO POSTAGE
NECESSARY
IF MAILED
IN THE
UNITED STATES



BUSINESS REPLY MAIL

FIRST-CLASS MAIL PERMIT NO. 3149 AUSTIN, TEXAS

POSTAGE WILL BE PAID BY ADDRESSEE

TEXASARCHITECT

816 CONGRESS AVE., STE 970
AUSTIN, TX 78701-2443



NO POSTAGE
NECESSARY
IF MAILED
IN THE
UNITED STATES




BUSINESS REPLY MAIL

FIRST-CLASS MAIL PERMIT NO. 3149 AUSTIN, TEXAS

POSTAGE WILL BE PAID BY ADDRESSEE

TEXASARCHITECT

816 CONGRESS AVE., STE 970
AUSTIN, TX 78701-2443



A E G I S



It's A Different Animal

Aegis Coating Technologies is a Manufacturer of "state of the art" membrane-forming water-based sealers. The Exi-Guard penetrating systems range from clear to high glaze finishes for Concrete, Clay, Natural Stones, and other compositions. The basis of our systems is described by experts as a "Quantum Leap" in coating and sealer technology. Thus, Exi Guard provides cost effective performance and durability in OEM, New Construction, Renovation, and Restoration applications.

11921 Windfern Rd. Houston, Texas 77064-3200 Tel: (281) 894-9356 Fax: (281) 894-4069

<http://www.aegisww.com>

Circle 70 on the reader inquiry card

NEW PRODUCTS AND INFORMATION



Absolute, a division of American Standard Inc., introduces the newest in its line of decorative lavatories.

The 26-inch-wide earth-friendly basin, the "Rain Forest," is made of hand-painted china; each is a signed original. *Circle 171 on reader inquiry card*

The rainbow scone is one of **Lightolier's** most recent halogen designs. It features dichroic spectral glass that reflects multi-colored light bands on walls and ceilings.

Circle 172 on reader inquiry card



L.M. Scofield Company offers its line of colored, water-reducing, concrete admixtures called **Chromix**. Suitable

for horizontal and vertical surfaces, this sealer is available for pre-cast, tilt-up, or cast-in-place building floors.

Circle 173 on reader inquiry card

Acri-Add, **U.S. Gypsum's** latest 100-percent acrylic, add-mix fortifier, minimizes shrinkage and cracking of interior concrete repairs. It also enhances the durability of heavy traffic areas that undergo constant stress and impact.

Circle 174 on reader inquiry card



Blue, green, and pink glass blocks have been added to the **WECK Glass Block** colored assortment,

available in the 8-by-8-by-3-inch Nubio block design.

Circle 175 on reader inquiry card



Environ Accent flooring strips by **Phenix Biocomposites, Inc.** have the appearance of granite and the workability of wood, but are comprised entirely of recycled and renewable resources. Environ is an "earth-friendly" alternative to hardwood flooring, available in a

variety of styles and patterns.

Circle 176 on reader inquiry card

Fresh-X-Changer Heat Recovery Ventilators, produced by **United Air Specialists**, is an energy-conserving ventilator

that maintains fresh air, while exhausting stale, contaminated fumes. This system allows for no cross-contamination from incoming and outgoing airstreams.

Circle 177 on reader inquiry card



Architectural firms, as well as any company, can benefit from **Binderteks** space-saving file carousel. This filing unit holds over 120 three-inch binders, using only 37 inches of floor space. It is available in two-, three-, four-, and six-tier models, each adjustable and rotatable

to accommodate letter or legal files. *Circle 178 on reader inquiry card*

Kroy Sign Systems has introduced a new product line called the **ADA 300 Series**, comprised of the virtually indestructible **Micarta** material.

This composite is flame-resistant, non-toxic, and self-extinguishing.

Circle 179 on reader inquiry card



Free Literature

Specifying products?

Keep up-to-date with the latest materials and technologies and build your resource library with the free publications listed below. Just circle the appropriate number on the reader inquiry card on page 19, mail the card to us—postage free—and we will forward your request immediately.

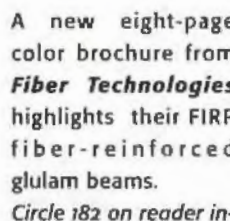
The **Portland Cement Association** has designed a new computer program called **PCA Build**. The program, written for a Microsoft Windows environment, includes a 3-D frame analysis, design geometry and materials quantities.

Circle 180 on reader inquiry card



Literature detailing **Sherwin-Williams** new **HealthSpec** low-odor **Eg-Shel** enamel is available on two full color documents.

Circle 181 on reader inquiry card




Circle 182 on reader inquiry card



PPG Industries offers "Azurlite glass: a world of solution," describing its azure-blue architectural glass, including color project photos. *Circle 183 on reader inquiry card*

A color brochure from **Acme Brick** highlights the brick shapes offered for architectural detailing. Examples of styles currently available and the handmade-to-order process are included.

Circle 184 on reader inquiry card





TEXAS BUILDING PRODUCTS
STRAWN, TEXAS

MANUFACTURER OF
ARCHITECTURAL CONCRETE BLOCK

RichStone™ **BURNISHED BLOCK**

Spectra•Glaze®II **GLAZED BLOCK**

SPLIT-FACED BLOCK

16" X 16" FACE SIZE
AVAILABLE IN CORED UNITS

FOR SAMPLES OF OUR UNIQUE
COLORS CALL:

800-368-1024

SERVICE AND QUALITY UNSURPASSED

Circle 214 on the reader inquiry card

IT'S ABOUT TIME!

We now have our own Austin
phone number
338 - 2915

Specialty Concrete has been installing quality architectural concrete in and around Austin for many years. Now we can be reached on our own Austin phone number.

Call us and ask for our free brochure showing creative uses of concrete by leading architects... and come visit us at the Austin Home & Garden Show, January 10-12, at the Austin Convention Center.

SPECIALTY CONCRETE

P.O. Box 34373,
San Antonio, TX 78265-4373
(210) 646-8124 Fax: (210) 646-0556
Austin: 338-2915

Circle 31 on the reader inquiry card

OWENS-CORNING'S ELAMINATOR®
THE METAL ROOF INSULATION SOLUTION
ELAMINATOR® IS INSTALLED CORRECTLY BY LICENSED INSTALLERS.

BEAUTIFUL APPEARANCE
SPEEDS UP ROOFING
PURLINS AVAILABLE FOR COLLATERALS

SUPERIOR THERMAL PERFORMANCE
30 PLUS "R" VALUE
NO AIR INFILTRATION

PROVEN IN OVER 10 MILLION SQ. FT. INSTALLED IN TEXAS. CALL FOR BROCHURES AND GUIDE SPECIFICATIONS.

Circle 213 on the reader inquiry card

ENERGY BLANKET OF TEXAS, INC. 1-800-877-3350

"The effectiveness of thermal insulation is seriously impaired when it is installed incorrectly." ...Quote from ASHRAE Handbook of Fundamentals



Excellence is timeless.
We've got the award
to prove it.

Enter your project for
TSA's 25 Year Award.

See Call for Entries page 28.

SBCCI Professional Connections

International Codes™ • Standard Codes™ • SBCCI Worldwide Web Site

An SBCCI Professional Membership provides the right connections for you to perform your job more efficiently.

Get the most up-to-date code information through advanced communication systems.

Internet Address: <http://www.sbcci.org>
electronic bulletin board modem: 205-599-9775
e-mail address: info@sbcci.org
telephone: 205-591-1853
fax: 205-591-0775
TTY: 205-599-9742



Internet Address:
<http://www.sbcci.org>

SBCCI Worldwide Web Site

The SBCCI recently introduced its worldwide web site. It is a great way to get the most recent SBCCI information on codes issues, publications and membership. The SBCCI home page subjects include: *What's New*, which contains SBCCI news releases and up-to-date issues and information; *Publications*, which contains a complete listing of available publications with a price list and on-line order form; *Services*, which provides SBCCI membership information and an on-line application as well as a download files area; and *Comments*, which offers an area to send comments to SBCCI staff. You can also send e-mail to the "webmaster" at SBCCI using the click on e-mail address provided on the web page. The SBCCI Internet address is <http://www.sbcci.org>.

Southern Building Code Congress International, Inc.,
900 Montclair Road, Birmingham, Alabama 35213-1206
SBCCI Southwest Regional Office, 9420 Research Boulevard, Echelon III,
Suite 150, Austin, Texas 78759, 512-346-4150, fax 512-346-4227

Circle 29 on the reader inquiry card

SBCCI Professional Membership

If you are an architect, engineer, researcher, inspector, or other professional in the building or code enforcement industry and your work must meet the requirements of the International Codes or the Standard Codes™, an SBCCI professional Membership is the most cost effective source for the most up-to-date information.

SBCCI Professional Membership Offers

- a complimentary copy of the International Code or Standard Code of your choice
- a subscription to *Southern Building* magazine
- publication discounts and reduced prices on services, education courses, and seminars

SBCCI Professional Members are also eligible to request the annual *Bluebook* of proposed revisions to the Standard Codes™ and the annual *Redbook* of code revision committee recommendations. A new toll-free wats line will soon be available for professional members. The cost of a Professional Membership is on \$50, a 42% savings on the nonmember cost of the items listed above. Call SBCCI Membership Services at



205-591-1853 to join or for more information.

International Codes™

The *International Codes™* are developed by the International Code Council™ and include the *International Plumbing Code™*, *International Private Sewage Disposal Code™*, *International Mechanical Code™* and the *International Plumbing Code Commentary™*.

The *1995 International Plumbing Code™* provides comprehensive regulations of plumbing systems to protect health, safety and welfare and sets forth minimum plumbing facilities regulations in terms of performance objectives. The member price for the paper cover is \$34.00 and the nonmember price is \$51.00.

The *1995 International Private Sewage Disposal Code™* contains detailed provisions for all aspects of design, installation, and inspections in the development of safe and sanitary individual sewage disposal systems. The paper cover is available to members for \$36.00 and to nonmembers for \$54.00.

The *1996 International Mechanical Code™* establishes the minimum regulations for mechanical systems using prescriptive and performance-related provisions and is designed to be compatible with the Standard Codes™, the National Codes and the Uniform Codes. The paper cover price is \$34.00 for members and \$51.00 for nonmembers.

The *1995 International Plumbing Code Commentary™* is a companion document to the International Plumbing Code and covers issues commonly encountered when using the IPC. The price is \$45.00 for members and \$67.50 for nonmembers.

Orders these codes by calling the SBCCI Order Entry at 205-591-1853, TTY 205-599-9742.

Happy
to be on
board
in
Texas.

HARDIPLANK[®] Happy to be
on board in

Texas. James Hardie is pleased to inform
you of the March opening of our newest
manufacturing facility in Cleburne, Texas.
Now more than ever, we're hard at work
to meet your increasing demands for our

HARDIPANEL[™] fiber-cement
products.

They're water resistant and incredibly
durable, with an extraordinary 50-year
warranty. So when Texans need a superior
alternative to wood siding, James Hardie
has it. As the leader in fiber-cement
technology, James Hardie is making

FIBER-CEMENT an even
greater

commitment to you. So watch for more
supplies, more services and more resources
from James Hardie Building Products here
in Texas. Because after all, we're here to
cement relationships. For more information
about James Hardie Building Products call
1-800-9-HARDIE.



JAMES HARDIE[™]

FIBER-CEMENT SIDING

Circle 205 on the reader inquiry card



Tom C. Clark Building, Austin, TX



Your Local Representative is:

Robert Crownover

210-589-6570

800-247-2637

Fax 210-598-1716

Cold Spring Granite Company

202 South Third Avenue

Cold Spring, MN 56320



COLD SPRING

Quarries and fabricators of building stone and memorialization products.

Circle 26 on the reader inquiry card

Bargains Available Only to AIA Members

- 1** Term Life Insurance
- 2** Disability Income Protection
- 3** Business Overhead Expense Protection

800-367-7438

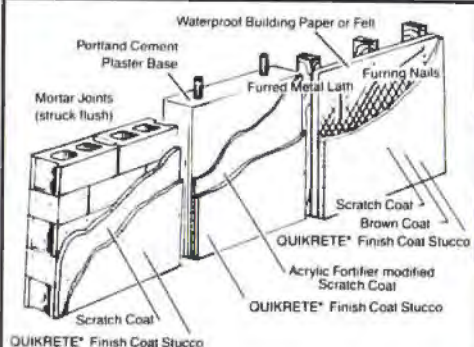
AIA Trust

Circle 14 on the reader inquiry card



Support the Companies that Support TSA

Want more information on any of the advertisers in this section? Fill out the reader inquiry card and drop it in the mail to us. We will forward your request immediately.



We love challenges.

Sometimes you need the special shapes, colors, and technical expertise. Other times your challenge is time or budget. For these projects we offer Quikwall® Surface Bonding Cements, Fiber Reinforced Stuccos, and Finish Coat Stuccos. Quick, inexpensive, and exceptionally strong structural wall systems.

QUIKRETE® and **QUIKWALL®**
Quality Concrete and Cement Products

ALAMO CONCRETE PRODUCTS, Ltd.

(800) 827-6550
(210) 651-6550

Circle 78 on the reader inquiry card

1-800-245-PAVE



- Austin, TX: (512) 346-7245
- Cincinnati, OH: (513) 474-3783
- Dallas/Ft. Worth, TX: (817) 481-5802
or (800) 580-PAVE (TX only)
- Denver, CO: (303) 287-3700
- Houston, TX: (713) 391-7283
- Kansas City, MO: (816) 524-9900
- Lafayette, LA: (318) 234-8312
- Las Vegas, NV: (702) 456-6292
- Phoenix, AZ: (602) 257-4588

PAVE is a trademark of Pavestone Co.
Circle 5 on the reader inquiry card

PAVESTONE
 CONCRETE BEAUTY™
 CO.

It takes time to COMPARE APPLES TO APPLES bricks to bricks and paint to paint

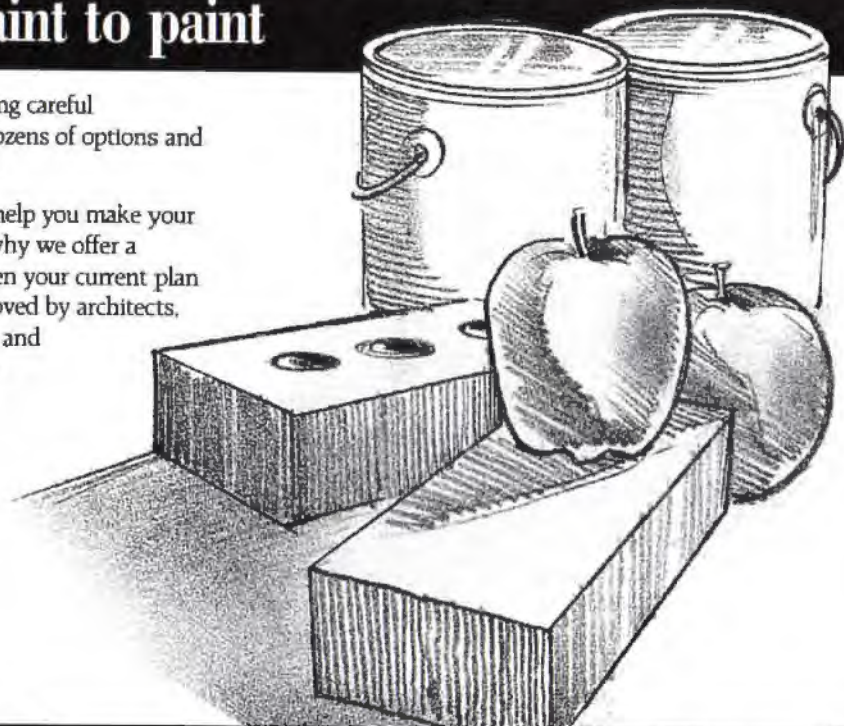
As architects, we know the importance of making careful comparisons. But with health insurance plans, the dozens of options and choices make it almost impossible to compare plans.

At the Texas Society of Architects, we want to help you make your health insurance choices as easy as possible. That's why we offer a detailed cost comparison and benefit analysis between your current plan and the TSA's. Our competitively priced plan is approved by architects, for architects—and you'll receive the quality benefits and courteous service we're known for, whether you're a six man firm or a sole proprietor.

*Make the comparison today –
you'll be glad you did.*

TSA Trust
INSURANCE
Making Peace of Mind Affordable

TSA Insurance Trustees
c/o Aetna Benefit Services of Southern California
3 Park Plaza, Suite 1200 • Irvine, California 92714
Toll-free 800-854-0491 • Fax 714-752-1568



Circle 11 on the reader inquiry card

NOW, ONE NAME COVERS IT ALL.



The NEW ICI Paint Stores Team, coming together to bring you the Best-of-the-Best. For more information or the location of the store nearest you, call 1-800-984-5444.



Paint Stores



Circle 133 on the reader inquiry card

CALL for ENTRIES

43rd Annual TSA Design Awards

The TSA Design Awards Program seeks to recognize outstanding architectural projects by architects who practice in Texas and to promote public interest in architectural excellence. In addition, one architectural project completed in 1972 or before may be selected again this year for a TSA 25-Year Design Award. All architects who are registered in Texas are invited to submit one or more entries for consideration by this year's jury. Out-of-state architects must enter Texas projects. Judging will take place in June in Austin. Winners and their clients will be honored by a special awards luncheon at the TSA Annual Meeting, October 23-25, 1997, in Fort Worth. Winning projects will be publicized statewide and featured in the September/October 1997 issue of *Texas Architect* magazine.

ELIGIBILITY

Any new project in General Design (including adaptive re-use), Interior Architecture, Restoration, or Urban Design/Planning may be entered. Construction must have been completed after January 1, 1990, to be eligible. Urban Design/Planning projects must have construction completed or must have an active client and some portion under construction or completed. Any project completed on or before December 31, 1972, may be entered in the 25-Year Award category. Individuals or firms whose primary office is located in Texas may enter any number of projects anywhere in the world. Texas-registered architects located out of state may enter any number of Texas projects.

Entries must be submitted by the design architect, who must have been registered with the Texas Board of Architectural Examiners at the time the project was executed. Where responsibility for a project is shared, the design architect must be a registered Texas architect and all participants who substantially contributed to the work must be credited.

Projects must be submitted in the name of the firm that executed the commission. If that firm has been dissolved or its name has been changed, an individual or successor firm may

enter projects in the name of the firm in effect at the time the project was executed. Multiple entries of the same project by successor individuals or firms will not be accepted. For multi-building projects, the architect submitting the project (or portion thereof) must designate authorship of each portion of the project.

25-Year Award One project may be selected to receive the TSA 25-Year Design Award. Architectural projects completed on or before December 31, 1972, are eligible. Projects may be submitted by the original architect, original architecture firm, or a successor to the original architect or firm; or by a component of the AIA.

JUDGING

The jury for the 43rd annual TSA Design Awards will be announced in February. Project authorship will remain concealed throughout jury deliberations. Awards may be given in these categories: General Design (including adaptive re-use), Interior Architecture, Restoration, and Urban Design/Planning. One award may be given in the 25-Year Award category. The list of pro-

ject types on the entry form is for statistical purposes only and does not imply that a winner will be chosen from each project type. TSA reserves the right to disqualify entries not submitted in accordance with these rules.

DEADLINE

The fee, entry form, text, and slide submission must arrive at the Texas Society of Architects (Address: 816 Congress Ave., Suite 970, Austin, Texas 78701, 512/478-7386) in the same container, BY 5:00 P.M., FRIDAY, MAY 30, 1997. LATE ENTRIES WILL NOT BE ACCEPTED.

AWARDS

Architects and clients of winning projects will be honored at the TSA Annual Meeting in Fort Worth, October 23-25, 1997.

For publicity purposes, architects of winning projects must submit six 8"x10" black-and-white photographs of one view of the project.

For publication, *Texas Architect* magazine will require original images—not duplicates—of each winning project. The original slides and transparencies will be returned after the magazine has been printed. In addition, the entrant of each winning

43rd Annual TSA Design Awards Entry Form

Project Credits

Please provide the information requested on both sides of this form and read carefully the competition rules before preparing your entry(ies). Please print clearly in ink.

Entrant's Name _____

Title/Position _____

Firm Name(s) _____

Mail Address _____

City/State/Zip _____

Telephone _____

Fax _____

TBAE Registration Number _____

Owner _____

(at project _____

completion) _____

Architect _____

(list firm name, _____

license number) _____

Consultants _____

(landscape, _____

interior, _____

MEP, etc.) _____

Gen. Contractor _____

Photographer _____

Competition entry deadline: May 30, 1997. Use photocopies of this form if necessary.

CALL for ENTRIES

43rd Annual TSA Design Awards

(continued)

project may (depending on the total number of entries) be required to pay a \$250 publication fee to defray the cost of four-color separations.

RETURN OF ENTRIES

Entries from firms in large cities will be returned to the local AIA chapter office and held for pick up. Entries from firms located in cities without staffed chapters will be mailed individually to entrants by UPS Ground or U.S. Mail. If you wish to have your carousel returned by other means, please attach instructions and an account number or check for additional cost.

ENTRY PACKAGE

CHECKLIST Each entry package must contain the following items, which must all be mailed or delivered to the TSA office in the same container on or before May 31, 1997:

- (1) a boxed slide carousel with slides,
- (2) four copies of the one-page data sheet,
- (3) a completed and signed entry form, in an envelope taped to the outside of the carousel box,
- (4) the appropriate registration fee(s) in the envelope with the entry form or, for multiple entries, in any one of the envelopes.

SLIDES Entrants must submit slides in a working 80-slot Kodak Carousel tray for each project, in which the slides are in proper order and position. Any number of slides may be entered; a total of 20, including the slides below, is a recommended maximum.

The first slide of each entry must be a title slide, with the following information: project type (see entry form); project size, in gross square feet; and project location.

Following the title slide, each entry must include:

- (A) One slide of a site plan or aerial photograph with a graphic scale and compass points (interior architecture projects are exempt from this requirement).
- (B) At least one slide showing the plan of the project. For a multi-story building, include only those slides necessary to describe the building arrangement and envelope. Sections and other drawings are optional. If included, section location must be marked on the appropriate plans.
- (C) One text slide containing a brief description of the project, including the program requirements and solution.

(D) For restorations and adaptive-use projects, at least one slide describing conditions before the current work started.

(E) For the 25-Year Award, at least one slide taken within three years of the project's original completion and at least one slide taken recently, which shows the project's current status.

DATA SHEET Each entry must include four copies of a data sheet with a single image and written text describing the project, with the program requirements and solution, on one side of a letter-size sheet of white paper. The image—a representative photograph or drawing—must be no larger than 5" x 7". The four copies of the data sheet must be folded and placed inside the slide-carousel box. For the 25-Year Award, up to four additional sheets of text and/or images may be submitted. **DO NOT WRITE YOUR NAME OR THE FIRM'S NAME ON THIS TEXT SHEET.**

ENTRY FORM Use the official entry form for your entry. Copies of the form should be used for multiple entries. Place the entry form(s) in an envelope with the fee(s) and tape the envelope to the outside of the carousel box.

FEE TSA Members: Include a registration check for \$100 for the first project, \$90 for the second, and \$80 for the third and further projects submitted by a TSA member; Non-TSA Members: Include a registration check for \$180 for the first project, \$160 for the second, and \$140 for the third and further projects submitted by a non-TSA member. Place the check in an envelope with the entry form and tape it to the outside of the carousel box. Make checks or money orders payable to TSA. **NO ENTRY FEES WILL BE REFUNDED.**

MORE INFORMATION

For additional information on rules, fees, and other matters, call Canan Yetmen at 512-478-7386.

Project Information

Project Name _____

Project Location _____

Blgd. size in sq. ft. _____

Yr./yr. completed _____

Category General Design Interior Architecture Restoration

Urban Design/Planning 25-year Award

Project type Commercial Residential
 Institutional Other (specify below) _____

I certify that the information provided on this entry form is correct; that the submitted work was done by the parties credited; that I am authorized to represent those credited; that I am an architect registered with TBAE; and that I have obtained permission to publish the project from both the owner and the photographer. I understand that any entry that fails to meet these requirements is subject to disqualification.

Signature _____

Date _____

Fee _____ **TSA MEMBER: \$100 for first project, \$90 for second project, \$80 for third and further projects**
NON-TSA MEMBER: \$180 entry fee for first project, \$160 for second project, \$140 for third and further projects

Check Number _____

This is entry # _____ of _____ total entries.

School Boom

FROM THE SMALLEST RURAL DISTRICT to the largest urban areas in the state, recent bond elections promise a robust future for school design and construction in Texas. School districts across the state are struggling to address the realities of an aging school infrastructure and crowded schools. In the past few years, they have been asking voters to approve bond packages to solve these problems; for the most part, the voters have been saying "yes."

The scale of the projected work is significant. According to the Texas Bond Review Board, the state agency assisting school boards in structuring debt, since 1993, the total of new school-related construction debt issued exceeds \$5 billion. Adding to the complexity of the current school-construction effort are recent changes to the Texas Education Code, implemented as a result of Senate Bill 1 passed by the 74th Texas Legislature in 1995. The changes allow school districts to consider construction management and design/build as alternatives to traditional competitive bidding methods. In response to the opportunities presented by the volume of school construction and to these potential contracting changes, school districts are exploring a variety of approaches to purchasing professional services, as well as to managing the bond programs themselves.

Austin ISD

IN 1996, VOTERS IN AUSTIN approved over \$350 million in bonds for the construction of eight new elementary schools; renovations and additions to the 67 existing elementary schools; the construction of two new middle schools; additions and renovations to 15 middle schools; the construction of one new high school; and renovations to the ten existing Austin high schools.

The scope of the work proposed by the district is comprehensive, and was well-defined prior to the successful bond election. The defeat of a previous bond election was generally attributed to a negative response to loosely defined projects and a lack of consensus on broader community planning issues. The district responded by forming a bond management team led by Sverdrup Facilities, Inc., of St. Louis, with Austin firms BLGY Architects, The Nyfeler Organization, Duke Garwood, Architects, Inc., and the Barr Company.

Sverdrup and BLGY have developed assessments of the individual campuses and prepared cost estimates and proposed construction phas-

ing based on the bond issuance schedule and need. Additionally, the team is advising the board about specific construction options based on the type of work to be done. For example, for a project including renovations and a new wing, the new wing might be bid using the traditional competitive bidding method, wherein the design is completed prior to bidding. For the renovation, on the other hand, the construction management-at risk form of contract may be recommended. Using this method, a construction manager or contractor may be brought in early in the design stage to provide estimates and scheduling expertise, and to lock in a guaranteed maximum price (GMP). However, the real departure for the Austin bond program relates more to the management of the bond program itself than to the types of contracts used. Sverdrup has assumed the roles traditionally undertaken by the AISD staff in previous bond issues.

Sherman ISD

DIRECTING A \$44-MILLION bond program in Sherman, 3D/International of Houston is responsible for the renovation of six elementary schools, one intermediate school, one middle school, one high school, one special education school, and the construction of one new intermediate school. 3D/I is providing construction management services to Sherman Independent School District for the design and construction phases, and is coordinating multiple prime contractors for the construction work. The firm also assisted SISD in selecting architects and consultants for individual projects, according to Don McKibben, 3D/I program manager. Architects for the projects included SHW Group, Inc. of Dallas, JPJ Architects of Dallas, and Burleson Singleton Architects of Irving.

Early in the project, 3D/I assisted the district in defining the scope of the work, reflecting community concerns for basic issues. Asbestos abatement, building-code upgrades, roofing, new HVAC required for ASHRAE requirements, and technology upgrades made up the bulk of the work. The construction of multipur-

Fiscal Year	Total School District		
	Voter-Approved Tax Debt Issuance by Fiscal Year		
	Total Par Amount Issued	Par Amount of New-Money Bonds	Par Amount of Refunding Bonds*
FY96	\$2,550,906,253	\$2,000,227,592	\$550,678,661
FY95	\$1,536,510,512	\$1,339,130,960	\$197,379,552
FY94	\$1,830,062,410	\$1,031,355,292	\$798,707,118
FY93	\$2,787,276,400	\$650,515,000	\$2,136,761,400

* Refunding bonds are those approved to refinance previously issued debt

Information here and on page 32 provided by Texas Bond Review Board, November 1996

pose rooms for six elementary schools and the construction of a new intermediate school were the largest individual projects. 3D/I developed a master construction schedule and budget, beginning literally hours after school closed in June 1996, for the renovations of seven campuses. A total of \$22 million in construction was completed in seventy-five calendar days, with schools ready for students by the beginning of September. One benefit of the specific approach used in Sherman was the consolidation of much of the specific trade work. For example, JPJ provided roofing specifications for all the projects, allowing for standardization and consistency of materials across the district. To SISD, this made sense from a maintenance standpoint, as well as from a bidding standpoint, by allowing bigger roofing packages to be bid. Using the multiple-prime approach to contracting allows for more efficient trade bidding in this particular set of circumstances, as all of the work is being completed in a defined period of time, and all of the trades have relatively unrestricted access to the jobsite.

Dallas ISD

MIDWAY THROUGH A SIX-YEAR, \$275-million bond program, the Dallas Independent School District has completed construction of nine new schools, eight of which opened this school year. Additions to ten schools have been completed, and work on a total of 145 schools has been undertaken so far in the program. Six new schools are scheduled to open in fall 1997, and the entire program is scheduled to be completed by spring 1998.

Working with a bond task force, DISD developed the bond program, undertaking school population analyses, growth projections, and site selection for new schools prior to the bond election. Subsequent to the approval of the bonds, DISD retained Heery International as

"School Boom," continued from page 31

the program management consultant. Heery has been responsible for the selection of architects and consultant teams, making recommendations to DISD Division Executive David Patton, who then recommends projects to the school board. Heery is also responsible for the preparation of bids and construction contracts. DISD holds all of the consultant and construction contracts, and is ultimately responsible for the work of the program manager. DISD staff, housed as a team with the Heery staff, is responsible for all of the executive, accounting, and financial administration work. To date, all of the construction has been competitively bid.

Changes

THE PASSAGE OF SENATE BILL 1 and the lack of specific guidelines for implementing alternative forms of construction contracting have placed school districts in a difficult position. On the one hand, the changes were meant to assist districts in completing construction projects in a timely and cost-effective manner. On the other hand, these alternative methods are untried in the school construction environment.

Construction management-at risk is a known quantity in the construction industry as a whole, and the architect's role is at least as well-defined as in the traditional design/bid/build environment. More questions are raised by the design/build process. While design/build offers promises of a speedy design phase, how will design/build projects be treated during the team selection process? What will the role of qualifications-based selection be in the design/build environment? Is it appropriate for school construction?

Many school districts, especially in urban areas, have replaced traditional staffing structures with program management consultants. The advantages from the school board's perspective certainly include the ability of consultants to bring particular expertise to a problem-solving environment, as well as the ability to staff-up for peak periods of activity. Architects in program management roles are much closer to programming and educational-specification issues, and are closer to the traditional construction administration functions. Another view suggests that the program management-architect structure represents a continuing trend to unbundle architect's services. The emerging boom in school construction is likely to accelerate this trend. *Vincent P. Hauser*

Long-Term Debt Issued in FY96 Selected School Districts by Metropolitan Area

Metropolitan Area	School District	County	Bonds Issued in 1996*	Total for Metro Area*	
Arlington Austin	Arlington	Tarrant	36.84	36.84	
	Austin	Travis	150.00	251.65	
	Dripping Springs	Hays, Travis	14.10		
	Eanes	Travis	20.00		
	Hays Consolidated	Hays	25.11		
	Round Rock	Williamson	42.44		
	Beaumont	Jefferson	20.00	20.00	
	Bryan/College Station	Bryan	Brazos	57.97	77.97
		College Station	Brazos	20.00	
	Conroe	Conroe	Montgomery	15.19	15.19
Corpus Christi	Corpus Christi	Nueces	35.99	40.99	
	Ingleside	San Patricio	5.00		
Dallas	Carrollton/Farmers Branch	Dallas	50.90	380.53	
	Cedar Hill	Dallas	10.50		
	Dallas	Dallas	150.00		
	Duncanville	Dallas	1.53		
	Frisco	Collin	21.00		
	Garland	Dallas	24.44		
	Grand Prairie	Dallas	41.94		
	McKinney	Collin	2.12		
	Mesquite	Dallas	18.10		
	Midlothian	Ellis	24.00		
	Plano	Collin	36.00		
	Denton	Denton	Denton	26.40	76.25
		Lake Dallas	Denton	17.90	
		Lewisville	Denton	37.95	
Eagle Pass El Paso	Eagle Pass	Maverick	8.00	8.00	
	San Elizario	El Paso	8.50	24.88	
Fort Worth	Socorro	El Paso	16.38		
	Birdville	Tarrant	37.00	164.24	
	Carroll	Tarrant	9.31		
	Castleberry	Tarrant	14.19		
	Eagle Mountain	Tarrant	7.00		
	Grapevine	Tarrant	25.54		
	Keller	Tarrant	41.20		
	Mansfield	Tarrant	30.00		
	Galveston	Clear Creek	Galveston	26.18	34.68
		Dickinson	Galveston	8.50	
Houston	Aldine	Harris	2.36	279.56	
	Alief	Harris	20.50		
	Fort Bend	Fort Bend	70.30		
	Galena Park	Harris	42.42		
	Houston	Harris	12.00		
	Katy	Harris	10.00		
	Klein	Harris	16.00		
	Lamar Consolidated	Fort Bend	24.00		
	Montgomery	Montgomery	5.00		
	Pasadena	Harris	20.00		
	Pearland	Brazoria	21.98		
Laredo	Spring Branch	Harris	35.00	26.50	
	United	Webb	26.50		
Longview	Longview	Gregg	4.95	4.95	
Lubbock	Frenship	Lubbock	5.00	18.42	
	Lubbock	Lubbock	13.42		
Lufkin	Lufkin	Angelina	27.50	27.50	
New Braunfels	Comal	Comal	27.93	27.93	
Rio Grande Valley	South Texas	Cameron, Hidalgo, Willacy	8.90	30.69	
	Weslaco	Hidalgo	20.00		
	McAllen	Hidalgo	1.80		
San Angelo	San Angelo	Tom Green	26.20	26.20	
San Antonio	Edgewood	Bexar	5.00	158.12	
	Judson	Bexar	10.00		
	Northeast	Bexar	80.00		
	Northside	Bexar	45.20		
	San Antonio	Bexar	12.92		
	Shertz/Cibolo/Univ. City	Guadalupe	5.00		
	Taylor	Williamson	10.87	10.87	
Waco	Lorena	McClennan	4.20	4.20	
Wichita Falls	Wichita Falls	Wichita	.99	.99	

* All numbers shown are in millions

ULTRA SLATE™

FIBER-CEMENT ROOFING

"Authentic Slate Beauty...Affordable Luxury...Outstanding Performance"




Looks Great Five manufactured-in "Direct From The Quarry" slate colors; choose a solid color roof, create your own blend or pick from five pre-packaged ColorBlends™

Smart Choice Less expensive than real slate; uniform dimensions; easy to install

Superior Performance Class-A fire rating; freeze/thaw proof; dimensionally stable

Peace of Mind 40-year limited warranty; 80 mph wind guarantee; backed by GAF quality and support

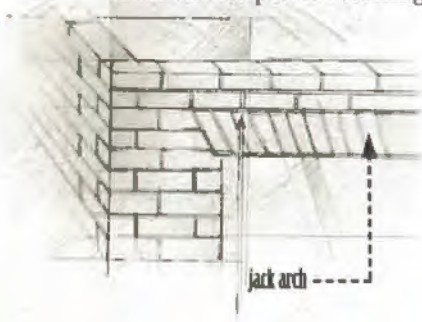
Quality You Can Trust Since 1886...from America's Largest Roofing Manufacturer



You work to solve a puzzle of shape, space and style.
We supply the pieces.

People can tell when time, thought and imagination are used to design a building. Decorative caps topping the columns, arches over the entrance and pavers accenting the walkway. Brick helps your design come to life. So why not call Boral Bricks and find

out more about the world's largest selection of colors, styles and textures, from America's largest brick manufacturer. Just dial 1-800-5-BORAL-5 to learn about our exciting architectural programs like Chip Express™ and BoralVision™. We'll help your design become the product of your vision, piece by piece.



BORAL BRICKS



A SOLID DECISION™

DALLAS/FT.WORTH (214)245-1542

HENDERSON (903)657-3505

HOUSTON (713)635-2435

MARSHALL (903)938-6746

Circle 46 on the reader inquiry card

Time waits for no one...

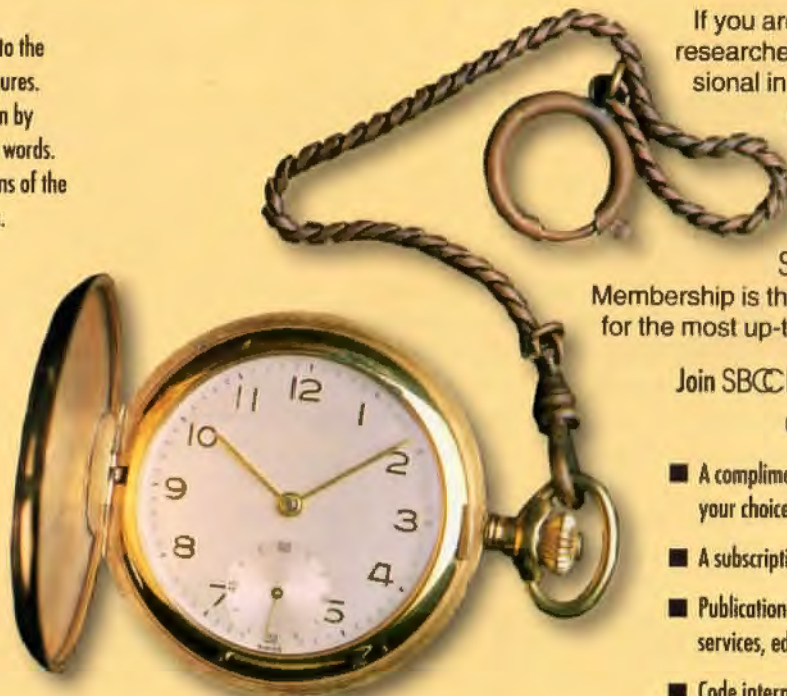
with SBCCI Standard Search™ and a Professional Membership saving time was never so easy.

When you need code information quickly, SBCCI's Standard Search™ makes your plan review and code compliance tasks faster and easier. Access any code section in the 1994 *Standard Codes*™ on your PC with a simple "search" command.

- Menuing system allows convenient access to the entire code, including text, tables, and figures.
- Electronic index gives access to information by subject, simply by searching for a few key words.
- Clipboard feature allows copying of portions of the code into your word processing documents.
- Electronic bookmarks locate often-used portions of text.
- Zoom feature provides close-up viewing of figures.

The 1994 *Standard Codes*™ are available on PC-DOS-compatible diskettes individually, as a package or network version.

	Standard Building Code	
\$99 member		\$149 nonmember
	Package	
\$336 member		\$506 nonmember



so what are you waiting for? become an SBCCI Professional Member to save time and money

If you are an architect, engineer, researcher, inspector, or other professional in the building or code enforcement industry and your work must meet the requirements of the International Codes or *Standard Codes*™, an SBCCI Professional

Membership is the most cost effective source for the most up-to-date code information.

Join SBCCI as a Professional Member and you receive:

- A complimentary copy of the Standard Code of your choice
- A subscription to *Southern Building*
- Publication discounts and reduced prices on services, educational courses, and seminars
- Code interpretations by telephone or mail



Package contains all five codes—Standard Building, Plumbing, Gas, Mechanical, and Fire Prevention Codes—and the package is designed to allow you to switch from one code to another quickly and conveniently. Call SBCCI Order Entry Department at 205-591-1853 for more information.

SBCCI Professional Members are also eligible to request the annual *Bluebook* of proposed revisions to the *Standard Codes*™ and the annual *Redbook* of code revision committee recommendations. The cost of a Professional Membership is only \$50, a 42% savings on the nonmember cost of the items listed above. Call SBCCI Membership Services at 205-591-1853 for more information.

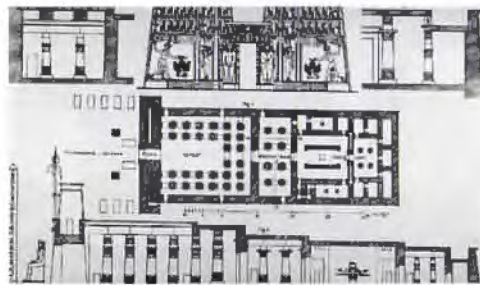
Masonry Coatings

IN RECENT YEARS, THE USE of concrete masonry as an exterior and interior wall material in school construction has gained popularity among designers and owners for budget as well as design reasons. Since concrete masonry is generally considered a porous material, the subject of applied coatings to "protect" or "seal" the surfaces becomes an important issue.

Coatings for concrete masonry can be divided between those generically known as "clear water repellents" and those known as "opaque coatings." One major premise should be made clear: Coatings of any type are no substitute for proper masonry design and construction. The masonry walls must be designed and constructed in such a manner as to control water penetration. Bonding, joint treatment, anchors, control joints, flashing, and construction methods all affect the performance of a masonry wall.

Clear coatings are usually considered for use on the integral color custom concrete masonry units (CMU) with split, ribbed, or fluted faces and the ground-face CMUs. The manufacturers of custom CMUs generally recommend that the completed wall receive an application of a clear water repellent coating. The CMU is manufactured with an integral water repellent agent; the manufacturers recommend adding the same integral water-repellent agent to the mortar mix. The reason for including the water repellent in the mortar is to ensure bonding between masonry unit and mortar. Without the water-repellent agent in the mortar mix, there is a chance that sufficient bonding will not take place, thus providing numerous opportunities for moisture penetration. So who is going to ensure that the mason on the job site includes the water-repellent agent in the mortar mix?

At last count, over 100 companies produce and sell water-repellent coatings. How do we select the proper one for custom CMUs? There are four main types of water repellents: acrylics, silicones, silanes, and siloxanes. A clear water repellent on custom CMUs should not change the substrate's appearance; therefore we can eliminate the film-forming acrylics from consideration. The original silicones are old technology and have been replaced by the silanes and siloxanes that are characterized as penetrants. They form a water-repellent barrier through a chemical reaction. Most technical articles recommend using silanes on CMUs.



This is because silane relies on a chemical reaction with moisture and substrate alkalis (abundant in CMUs) to form the molecular structure that creates the repellency. Silanes have a very low molecular weight and evaporate rapidly during application, especially on hot and windy days. To compensate for this, silanes generally have a solids content of 20 to 40 percent whereas the siloxanes are usually seven to ten percent solids.

The ground-face CMU will require a different approach. The CMU manufacturers factory-coat the face of the ground-face CMU with a clear acrylic coating. They also recommend an application of the acrylic coating after the wall is completed and cleaned. One manufacturer recommends a 15-percent solids acrylic and another recommends a 20-percent solids content. You should specify that the clear acrylic coating be compatible with the factory-applied coating and is a product specifically recommended by the CMU manufacturer.

A final caveat on clear water-repellent coatings: They will not stop efflorescence, bridge cracks, nor will they prevent leaks through improper joints or flashing. They will reduce the water permeability of the substrate and help protect it from external staining and absorption.

The other class of coatings to be considered is the opaque coatings that are used to decorate and protect the surface of plain CMUs or custom CMUs without integral color. The opaque coatings can be divided into two basic categories: paint and elastomeric coatings. With either type, proper surface preparation is important. Surfaces should be cleaned free of dirt and loose material, mildew and efflorescence. Afterwards, surfaces should be thoroughly rinsed with clean water to clear away residual particles and chemical contaminants.

Excessive efflorescence is a cause of failure for paint or coatings. If efflorescence continues after removal, the masonry wall has other prob-

lems that are manifested through moisture and salts trapped within the wall. Recurring efflorescence is usually a sign that excessive moisture is entering the wall through joints, cracks, or poor flashing and is coming to the surface in various migratory paths rather than through weep holes. The efflorescence problems must be solved before applying coatings.

A proper exterior paint system over CMUs should begin with a high-quality masonry sealer, primer, or latex block filler. Acrylic latex products are best at resisting the high alkaline content inherent in concrete masonry. Any coating that is unable to tolerate a high pH level will decompose in the high-alkaline environment of CMU. The primer or filler coat should be top coated with one or two coats of a high-quality acrylic latex paint that has alkali-resistant properties.

Elastomeric coatings are at the other end of the spectrum for opaque coatings. These are usually thick, flexible films that have some crack-bridging capability. Elastomeric coatings have a high solids content and are usually applied in two heavy coats to obtain a dry film thickness of 12-18 mm. The key characteristics of a good elastomeric coating include vapor-permeability; ultraviolet light resistance; tensile strength of minimum 150 psi; 300 percent minimum elongation; alkali-resistance; and successful completion of a 5,000-hour weather meter test.

The highest quality elastomeric coatings are based on acrylic polymers and are internally plasticized. Coatings identified as "terpolymers" contain polymers other than acrylic that may or may not provide the same performance as 100-percent acrylic.

There you have it: a quick dissertation on coatings applied to CMU. Remember, none of the water repellents or opaque coatings will overcome poor masonry design or construction. Also, do not be the first one to use any manufacturer's "new and improved" coating. Owners, particularly school districts, are not interested in product failures on their buildings. Only specify coatings from manufacturers that have a proven track record with similar applications.

Weldon W. Nash, Jr., FCSI

Weldon Nash, Jr., a former president of the Construction Specifications Institute, is a principal of JPJ Architects in Dallas.

Masonry and Concrete

SPECIAL
ADVERTISING
SECTION

E X I - G U A R D



➔ Performance

➔ Longevity

➔ Resilience

➔ Versatility

Circle 70 on the reader inquiry card

IT'S A DIFFERENT ANIMAL !

Penetrating membrane sealers. State of the Art, low VOC, water-based polysiloxane technology provides clear to high gloss finishes. For more information, contact us at:

11921 Windfern Rd. Houston, Texas 77064 Tel: (281) 894-9356 Fax: (281) 894-4069
<http://www.aegisww.com>

Ex-Guard is a Trademark of Aegis Coating Technologies Corporation

TEXAS CLAY

*Building Better Places,
Brick by Brick.*

Texas Clay is proud to have supplied the brick for major residential, commercial, and institutional projects in Texas. Please consider Texas Clay for *your* next project.

**P.O. Box 469
Malakoff, Texas 75148
903/489-1331
Dallas - 214/299-5250**

Circle 71 on the reader inquiry card

We put the same
effort and imagination
into designing our brick
that you put into designing
your buildings.



At Boral, we understand the attention that architects pay to detail. We create our brick the same way- from unique shapes to fine textures and colors. We offer the world's largest supply. To learn about our exciting architectural programs like Chip Express™ and BoralVision™, dial 1-800-5-BORAL-5. And see why our brick can help you make any building better.

BORAL BRICKS

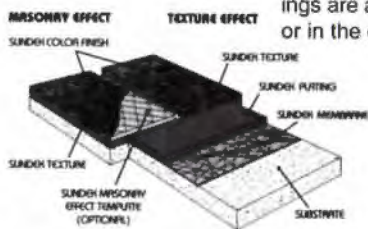
A SOLID DECISION

Circle 46 on the reader inquiry card

SUNDEK

SUNDEK CEMENT COATINGS - the premier resurfacing material to restore and revitalize worn, deteriorated concrete. This sophisticated combination of cement, acrylics, and epoxies eliminates delamination and resealing requirements.

Being a multi-layered coating system, SUNDEK coatings are all available in rich, slip resistant Texture Effects or in the classic Masonry Effects - brick, tile and stone.



SUNDEK

Austin 512/416-1411 Dallas/Fort Worth 214/243-3535
Houston 713/229-8065 San Antonio 210/491-0280

Circle 123 on the reader inquiry card

ACME BRICK

What's Garnet or Gray,
Burgundy or Brown... and
Green All Over?



At Acme Brick Company we know that being green is just good business. If a company is striving for peak efficiency, and for long-term success, that company must be earth friendly. Long before ecology was in the news, Acme invested in expensive but highly energy-efficient kilns. And after Acme removes all the clay from a raw material site, reclamation efforts begin. During Acme's 104 year history, these efforts have resulted in twelve lakes which provide beautiful wildlife habitat. And throughout our company recycling is saving money while benefiting our environment. Brick is one of the world's most ecologically sound building materials, and we produce our entire palette of brick colors with the environment in mind.

Acme Brick, from the Earth, for the earth.



Since 1891

Check the phone directory to contact your local Acme Brick Company sales office.
Or call 1-800-792-1234, extension 365
<http://www.acmebrick.com>

Circle 16 on the reader inquiry card

X@%* & # !!!



Hire the Brick Supplier
Architects Swear By:



Marc Blackson
214-855-5051

Circle 25 on the reader inquiry card



TEXAS BUILDING PRODUCTS
STRAWN, TEXAS

MANUFACTURER OF
ARCHITECTURAL CONCRETE BLOCK

16" X 16" FACE SIZE
AVAILABLE IN CORED UNITS

4" & 8" BED DEPTHS

BURNISHED FACE

GLAZED FACE

SMOOTH FACE

FOR SAMPLES OF OUR UNIQUE
COLORS CALL:

800-368-1024

SERVICE AND QUALITY UNSURPASSED

Circle 214 on the reader inquiry card



Pavestone Company produces the highest quality hardscape products that balance function, appearance and durability. Like our family of interlocking concrete pavers, Pavestone's wall systems combine long-lasting modular beauty with endless design possibilities.

Signature your next project with Pavestone's paving and wall systems.



PAVESTONE® is a trademark of Pavestone Co.

PAVESTONE®
CONCRETE BEAUTY™ CO.

1-800-245-PAVE

Dallas/Ft. Worth, TX: (817) 481-5802 or (800) 580-PAVE (TX only)
Houston, TX: (713) 391-7283 Austin, TX: (512) 346-7245
Phoenix, AZ: (602) 257-4588 Las Vegas, NV: (702) 456-6292
Denver, CO: (303) 287-3700 Kansas City, MO: (816) 524-9900
Cincinnati, OH: (513) 474-3783 Lafayette, LA: (318) 234-8312

Circle 5 on the reader inquiry card

Built for Speed.



It's no coincidence wall systems specifying new certified 100% PyroTherm® High Performance Concrete Masonry Units (HPCMUs) are being completed at record speeds. After all, a 100% PyroTherm® HPCMU isn't your run-of-the-mill, "stock" grey block. It's more like a formula racer.

Re-engineered to be the best CMU ever made, the new 100% PyroTherm® HPCMU is manufactured according to strict purity, weight, strength and other performance requirements using only pure, carefully graded, low-density PyroTherm® aggregate. The use or blending of other impure, combustible or heavier fillers that would sap

performance is strictly prohibited. So when you specify 100% PyroTherm® HPCMUs, you always can expect a consistently high quality, high strength, reduced weight CMU that helps masonry crews really lay tracks on the job site.

You can also expect lower substructure costs off the starting line due to reduced structural loading and re-bar requirements. As for strength, HPCMUs have the horsepower. NCMA testing shows HPCMUs exceed ASTM minimum strength specifications by 65% to 250%. HPCMUs are efficient energy users, too, saving up to 50% on energy costs vs. tilt-wall systems. HPCMUs even deliver an added measure of safety and performance

with enhanced fire resistance and superior noise abatement. Well proportioned and sharp-edged, HPCMUs have a high tensile strain capacity to resist chipping better, so your designs cross the finish line looking great every time.

For the high price-performance today's clients demand, offer your clients the 100% PyroTherm® High Performance advantage.

It Pays To Check Before You Spec.


PyroTherm®
The Cornerstone Of Value.


To schedule a Brown Bag Lunch, call the PyroTherm® Hotline at 281-277-3202, ext. 31 or FAX 281-277-3310 today.

See us in Sweet's or visit our website at www.txi.com


PyroTherm is an optimized blend of ceramic aggregate produced by TXI.

Circle 242 on the reader inquiry card

X@#%*!X?&@#!!!



**Hire the Brick Supplier
Architects Swear By:**



Proud Supplier to Frisco High School (above)
and Curtsinger Elementary School (below).

**BLACKSON
BRICK CO.**

Marc Blackson 214-855-5051

Circle 25 on the reader inquiry card



We are designers and craftsmen working together to produce shapes and surfaces that will enhance and beautify your home, garden or business.

Specialty Concrete has been creating unique interior and exterior installations in concrete for over seventeen years.

- Colored/Textured Concrete
- Colored/Scored Concrete
- Acid Stained Concrete
- Custom Textures and Colors available

Quality Designs and Installations Since 1978
Call for an appointment or pricing information

SPECIALTY CONCRETE 210/646-8124
P.O. BOX 34373
SAN ANTONIO, TEXAS 78265-4373

Circle 31 on the reader inquiry card

LIFEMASTER™ 2000



- ▲ No VOCs
- ▲ Full range of colors and bases
- ▲ Virtually no odor
- ▲ Excellent touch-up
- ▲ Superior hide
- ▲ Uniform appearance
- ▲ Quick-dry/recoat

**Solvent-Free
Colorant**

Exclusively At




Paint Stores



Circle 133 on the reader inquiry card

DO YOU HAVE SOME ISSUES?

WELL, YOU COULD HAVE *ALL* ISSUES.
 TEXAS ARCHITECT back issues are only \$4.00 each.
 Call 800.478.7386 to complete your library.



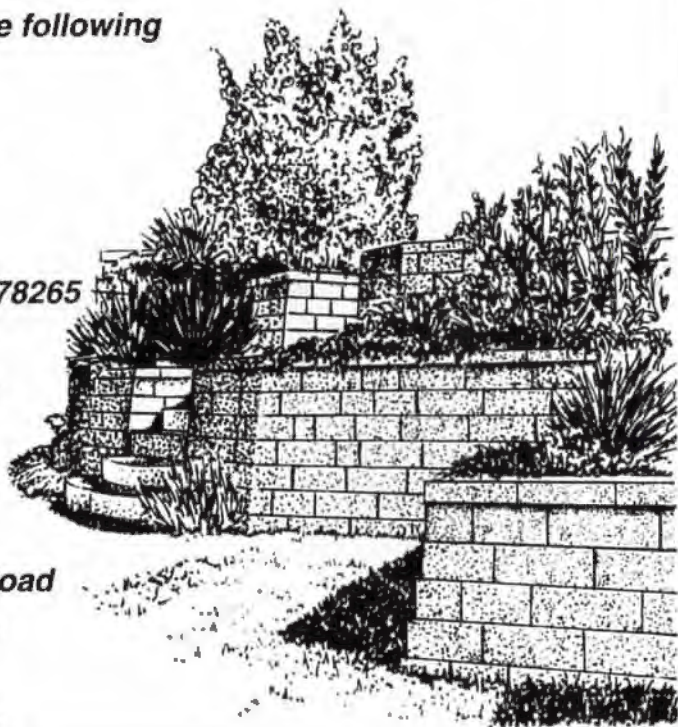
VERSA-LOK[®] Retaining Wall Systems

- *Virtually Maintenance Free*
- *Environmentally Safe*
- *Solid-Unit Durability*
- *Unlimited Design Freedom*
- *Mortarless Construction*

*For further information,
 please contact the following
 manufacturers:*

**Alamo Concrete
 Products, Ltd**
 P.O. Box 34807
 San Antonio, TX 78265
 800/292-5510
 210/208-1881 fax

**Texas Industries
 (TXI)**
 2202 Chalk Hill Road
 Dallas, TX 75212
 972/263-5074
 214/638-5248 fax



Darts, Anyone?

How do you choose a bid date? There just aren't a lot of quality methods for picking a good day, but doing so can save money. When general contractors, subs, and others have fewer bids to investigate in a given day, they can concentrate on yours and provide a much tighter bid.

TSALink is a TSA member service that offers architects modern-day tools to help make bid date selection, among other things, an easier task. TSALink connects you, through the internet, to a master database of information. By uploading your new projects to this database and keeping them current, you'll enjoy the fastest, most accurate way to send out project bid notices. You control the flow of information — not someone else.

Your ongoing participation in TSALink can afford you a growing number of member services. To learn more, call Andrew Hamlin at 800/478-7386. You too can hit a bullseye with TSALink.

TSALink
 Online Power for Texas Architects

Circle 9 on the reader inquiry card

MOORLASTIC

Waterproof Systems

Moorlastic Waterproof Systems perform the dual function of waterproofing and decorating masonry surfaces subject to extremes in moisture and temperature levels.



Especially formulated for use under the most demanding conditions, Moorlastic products provide the best possible protection against a building's worst enemy—water. Left unchecked, water can seep into cracks in masonry surfaces causing the steel understructure of a building to rust and, in extreme cases, weaken. Moorlastic is the alternative.

Moorlastic. Another stroke of brilliance from your Benjamin Moore dealer.

Benjamin Moore & Co.

700 West Kearney Mesquite, Texas

Circle 89 on the reader inquiry card

Wipe out
GRAFFITI!

Keep it Clean...

FEATHERLITE Effective Anti-Graffiti System with 10-Year Warranty

Circle 89 on the reader inquiry card

Contact us at 512-472-2424, P.O. Box 1029, Austin, TX 78767.

Master Distributor of American-Made

PCGLASSBLOCK®



6" by 6" Glass Paver, Delphi Pattern



MASONRY & GLASS SYSTEMS INC.

9189-F Winkler
Houston, TX 77017
P.O. Box 87097
Houston, TX 77287-7097
PHONE: 713/944-9716
FAX: 713/944-1723
TOLL-FREE: 800/677-6393
SAN ANTONIO: 210/599-6260

Circle 10 on the reader inquiry card

Build a Better Fence.

- Structural Stability
- Cost Effective Construction
- Engineered Post-tensioned Strength

Oldcastle
Architectural Products

With the Aurora™ Masonry Fence System, it's what you *don't* see that makes the difference. The post-tensioned Aurora fence system provides cost-effective, efficient installation and allows you to use your design imagination. Create traditional looks or break new ground. Aurora gives you unmatched value and performance.

Park Olympia, San Antonio
Circle 7 on the reader inquiry card

AURORA™
MASONRY FENCE SYSTEM

JEWELL
Concrete Products, Inc.
P.O. Box 7115 Waco, Tx 76714 1-800-792-3216

It's No Mystery...



why throughout the world, designers of stone structures can depend on Cold Spring Granite for the finest in granite products and applications — unsurpassed commitment to quality and service from concept to completion.

Cold Spring Granite
202 S. Third Ave.
Cold Spring,
Minnesota 56320
U.S.A.

1-800-551-7502
Fax (320) 685-8490

Your Local Representative is:

ROBERT CROWNOVER
PHONE: (210) 598-6570
FAX: (210) 598-1716
(800) 247-2637

COLD SPRING

Quarries and fabricators of building stone and memorialization products.

Circle 26 on the reader inquiry card

PC GLASSBLOCK®
PRODUCTS



We're your authorized distributor of American-made PC GlassBlock®. We provide design and technical guidance, PC GlassBlock® products and accessory samples, and project quotations. We can handle your project demands confidently, efficiently, and exactly as specified. Our years of experience mean we can help you build with confidence with one of today's most versatile construction materials.

Glass Block Shop
Master Distributor
214/243-7343 800/777-2107
Fax 214/ 243-3666

Circle 104 on the reader inquiry card



Go online with Texas architects' home page at www.tsalink.com. Created for architects, this web site contains a variety of useful products and services providing information and assistance. You'll have instant links to products like *TA2* (the online version of the *Texas Architect* magazine), the TSA JobLink, an e-mail registry, and a listing of various architectural laws and regulation guidelines. There are also helpful services like the *Profile Sourcebook* (listing architectural firms throughout the US), and *Architects' First Source* (providing a bevy of building products and images). Link up now and see what you've been missing.

www.tsalink.com

The Architects Home Page
on the World Wide Web

**SHERWIN-WILLIAMS
COATINGS – DESIGNED
TO MEET YOUR NEEDS.**

Architects have always looked to Sherwin-Williams for quality

products like Loxon Acrylic Masonry Primer and H & C Concrete Stain.

To get more information about the most advanced products in the industry, call our Paint DataBank at 1-800-321-8194.



The Pros Know. Ask Sherwin-Williams®

©1996 The Sherwin-Williams Company

Circle 3 on the reader inquiry card

Designer Shapes



W E C K
AllBend's
smoothly
curved angle
blocks combine

to make curves and corners, or columns as small as a 12" radius. May be used with other WECK blocks to give you the look and the angles you choose.

The genuine
bullnosed
corners on the
90° Corner
Blocks are
universally



preferred by blocklayers, and the finished installation will be structurally and aesthetically superior to any other choice on the market.



For beautiful tops
or ends of glass
block walls or
dividers, nothing
equals the beauty

and smoothness of WeckEnd or Weck
Double End glass blocks.

*... that creativity
demands!*

Master Distributor:

**NORTH ★ AMERICAN
TILE & STONE**

HOUSTON • DALLAS • SAN ANTONIO

800-713-1333

WECK®

Circle 73 on the reader inquiry card

Coming Next Issue:



TEXASARCHITECT focuses on RELIGIOUS ARCHITECTURE

With a Special Section on
New Trends in Housing



Masonry Products Division

We stack up against the best

Concrete Masonry Units

- Split-Faces
- Split-Ribbed
- Ground-Faced

**Versa-Lok®
Retaining Wall
Systems**

Texas Industries (TXI)

2202 Chalk Hill Road • Dallas, TX 75212

(972) 263-5074 • Fax (214) 638-5248

Circle 9 on the reader inquiry card

Right For Any Contract

It's the cement or stucco you'll want when your
next job looks like it'll be a tough one!



TEX|star Industries



To learn more about our products
and how we can help you on
your next contract call

(817) 433-0313 or (800) 833-1352

Circle 18 on the reader inquiry card

GRAND SEQUOIA™

Shingles



"The Ultimate Choice For A Rugged Wood Shake Look"



Great Appearance . . . Superior look, greater exposure with dramatic dimensional shadow line

Easier To Install Flexible installation system . . . Uniform 5" offset (right to left or left to right application)

Superior Performance Class A (highest rating possible for fire resistance)

Saves Money Up to 20% quicker installation

Quality You Can Trust Since 1886 . . . from America's Largest Roofing Manufacturer

www.gaf.com

1-800-688-6654

© 1996 GAFMC

Circle 24 on the reader inquiry card

1996 EXHIBIT OF

SCHOOL ARCHITECTURE

SPECIAL SECTION

EACH YEAR, *TEXAS ARCHITECT* recognizes selected winners of the statewide Exhibit of School Architecture Design Competition, sponsored by the Texas Association of School Administrators, the Texas Association of School Boards and the Texas Society of Architects.

Entrants in the competition are juried each year by members of the education community — school superintendents, school board members, as well as educators and architects. This year's jury included Dean Andrews, Superintendent, Mexia ISD; Robert Brezina, Superintendent, Victoria ISD; Lynn Allen, Hico ISD Board; Katie Reed, Northside ISD Board President; Otto Grove, AIA, Texas Education Agency; and Thomas McKittrick, FAIA, Texas A&M University.

The jury selected 19 projects to receive merit awards, seven projects to receive honor awards, and one project to receive the competition's highest honor, the Caudill Award. The following pages feature the 1996 Caudill and honor award winning projects.

BERRIDGE.... THE WIDEST SOURCE OF ARCHITECTURAL METAL PANELS TO FIT ANY APPLICATION!



THE FOCAL POINT ON ST. ALCUIN'S CAMPUS IS THE ROUND ROOF CLAD WITH BERRIDGE TAPERED HIGH SEAM TEE-PANELS. BERRIDGE'S CEE-LOCK STANDING SEAM SYSTEM WAS USED FOR STRAIGHT PANELS ON OTHER ROOF AREAS.

- Project:** St. Alcuin Private School, Dallas, Texas
Architect: Frank Welch Associates, Dallas, Texas
General Contractor: Andres Construction Services, Dallas, Texas
Metal Roofing Contractor: Metal Systems, Inc., Irving, Texas
Berridge Representative: Conner-LeGrand, Dallas, Texas
Berridge Product: Berridge Tapered High Seam Tee-Panel (round roof)
& CEE-LOCK Standing Seam (other roof areas)
Finish: Kynar 500® or Hylar 5000® "Colonial Red"



Berridge Manufacturing Company

1720 MAURY ST. / HOUSTON, TX 77026 / 1-800-231-8127 / E-Mail: berridge@omac.com

Circle 102 on the reader inquiry card

1996 Caudill Award

Franklin High School

THE 1996 CAUDILL AWARD recognizes a unique school in El Paso. The Franklin School, designed by Stanley + PSA, Inc., Joint Venture Architects fulfilled the program set by the school district requiring a 305,000-square-foot facility for more than 2,400 students, and a design scheme which would be non-institutional, integral to the community, indigenous to the Southwest, resource-conserving with natural light and ventilation, and would utilize the latest teaching tools and technology.

The architects created an east-west axis as an organizational element, aligning the school with mountains, a river, and arroyo surrounding the site. Site and plant design use xeriscaping and vernacular features to use less water and provide solar control. The sustainable design of the large-scale structure incorporates insulated masonry walls, smaller, shaded, operable windows, glass blocks, and clerestories to provide natural reflected and diffused light, provisions for rainwater harvesting and grey water usage, and shaded and vented HVAC equipment, as well as indigenous materials. (See TA Jan/Feb 1996, page 64.)

Canan Yetmen



Project Credits

Client: El Paso ISD
Architect: Stanley + PSA, Inc., Joint Venture Architects, El Paso
Contractor: Bradbury & Stamm Construction and Bradbury & Stamm of Texas, a Joint Venture
Consultants: Robert Navarro (structural engineer); Bridges & Paxton (mechanical engineer); Coupland Moran (electrical engineer); Kistenmacher (civil engineer); Rolf-Jensen (life safety); Crawford-Friend (theatre); Lewis & Associates (landscape); Boner Associates (sound systems); Irene Muller Stanley (colors/material selections)
Photographer: Paul Hester and Lisa Carol Hardaway (interior and entrance images), Atelier Wong (courtyard image)

Resources

Reinforced concrete: Jobe Concrete; **reinforcing steel:** Hausman; **structural steel:** W&W Steel; **concrete masonry units:** Del Norte Masonry Products; **metal decking:** Vulcraft; **gypsum wallboard:** U.S. Gypsum; **windows:** Alenco; **skylights:** Naturalite; **entrance doors:** Steelcraft; **exterior paving:** Jobe Concrete Products; **VCT:** Amtico; **acoustical panels:** USG; **metal roofing:** BHP Steel; **insulation:** Owens-Corning, Certain Teed; **gutters and downspouts:** Southwestern Sheet Metal; **metal studs:** USG; **paint:** Sherwin-Williams; **communication systems:** Raulano, Panasonic; **computers:** IBM, Apple; **fire and intrusion alarms:** Notifier, Fire Burglary Instruments; **lockers:** Republic Storage; **signage:** Andco; **laboratory:** American Desk-Taylor; **lighting:** Elliptipar, General Electric, USI

The Knowledgeable Choice in Windows

FRISCO
HIGH SCHOOL

Frisco High School
Corgan Associates Architects

Five Schools. One Window Company.

Franklin High School
Duffy Stanley Architects

Claude Curtsinger Elementary School
Corgan Associates Architects

B.F. Darrell Elementary School
Brown Reynolds Watford Architects

What's the perfect window for schools?

The answer takes careful research. The window you use must satisfy demanding needs. It must be built from durable components in a quality assembly—schools come with students, after all. Custom paint finishes would be nice. But, of course, budgets aren't growing, so the perfect window for schools must be cost-effective, a long-term value. And after you do your homework, you'll select Alenco.

For new installations or replacements, Alenco offers nearly half a century of technological improvements and service leadership in aluminum window manufacturing. Alenco's windows and window wall systems are made entirely at our Bryan plant. Aluminum extrusion, insulated glass manufacturing, assembly, and painting are smooth steps in a tightly controlled process. Make the knowledgeable choice.

Specify Alenco.



Texas-Based
Manufacturer

800 444 1444

ALENCO

Commercial Division, Redman Building Products, Inc.

Call today for our
Architectural Aluminum
Window and Wall Systems Guide
and Product Selection Guide!

1800 Shiloh
Bryan, Texas 77803
fax 409 823 1005

Bowen Elementary School
Patterson * Architects

1996 Honor Award

Keller Harvel Elementary School

WHEN THE TOWN OF KELLER needed a new campus to replace the existing elementary school constructed in the 1950s, WRA Architects of Dallas designed a new school which won a 1996 honor award. The 71,000-square-foot building, which serves 650 students from kindergarten through fourth grade, is situated on a 15-acre-site.

According to the program requirements, the design needed to enhance the psychological aspects for students and staff while incorporating a variety of functional issues. Circulation and traffic were studied carefully to provide the most efficient interface between building functions. Each instructional space would incorporate natural light, to cut down on energy usage and enhance the quality of the space.

The architects accommodated the program requirements with a wing-like design. This allowed for all spaces to be located on exterior walls for natural lighting, while being accessible from a central corridor. The cafeteria and gymnasium are accessible for public after-hours use while classrooms and administrative areas remain secure. All playing fields are located on one side of the building for monitoring by school staff, and administrative offices are arranged with clear views to the main entrance of the building to allow continuous monitoring during school hours. **CY**



Project Credits

Client: Keller ISD
Architect: WRA Architects, Inc., Dallas
Contractor: Pete Durant & Associates, Inc., Keller
Consultants: Randy L. Cooper Consulting Engineers, Inc. (structural engineer); Reed, Wells, Benson & Co., Inc. (mechanical, electrical, and plumbing engineer); Ayres Associates, Inc. (civil engineer)
Photographer: WRA Architects, Inc.

Resources

Lighting: Mid-West Chandelier Co., Abolite Lighting, Infinity Lighting, Day-O-Lite, J.F.L. Lighting; **electrical distribution:** General Electric; **plumbing:** American Standard, Global Steel Products, Bradley Corp.; **air conditioning system:** Trane; **environmental control systems:** C.S.I.; **structure:** Vulcraft, Nasco Steel, A & S Manufacturing, G.A.F. Building Materials; **wall surfacing:** Acme Brick, Koroseal, Gold Bond; **windows:** Tubelite; **doors:** Pearland Industries, Buell Door Co., Atlas Roll-Lite; **floor surfacing:** Tarkett, Straton, Dal-Tile; **ceiling surfacing system:** Armstrong; **waterproofing/sealants:** Sonneborne; **paint:** Sherwin-Williams; **hardware:** Stanley Hardware, Corbin-Russlin; **fire alarm system:** Edwards Systems Technology; **fire sprinkler system:** Texas Fire Protection; **signage and graphics:** A.S.I. Sign Systems

W.C. SCOTT INTERESTS, INC.

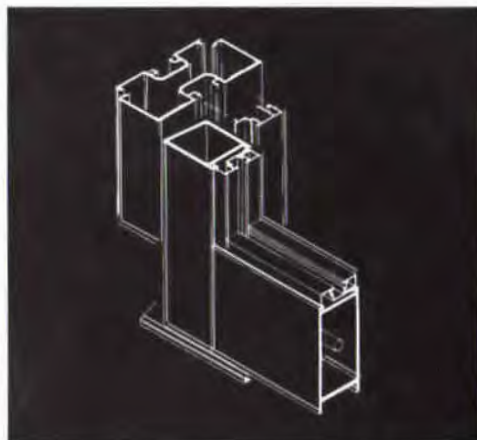
Supplier and installer of the
USG Interior Ultrawall
demountable wall system
at Arizona Fleming Elementary School

Dan E. Clayton
Ben Arning, Jr.

11255 RICECREST "A"
P.O. BOX 35815
HOUSTON, TEXAS 77235

PHONE (713) 712-1610
FAX (713) 723-2141

Circle 48 on the reader inquiry card



TUBELITE®

ENTRANCES & STOREFRONTS

TUBELITE INC., 2450 - 114th STREET,
GRAND PRAIRIE, TX 75050
800/880-2232 FAX 972/660-7910


Circle 21 on the reader inquiry card

T E C T U M I N C .

**Tectum Inc. brings you the future of sound absorption today
with our newest line of acoustic ceiling and wall panels.**



- Custom color combinations
- Tough abuse resistant surface
- Contemporary design



- Excellent sound absorption
- Easy installation
- Economically priced



- Floating system—no visible suspension
- Better performance in high areas
- Tough construction, superior support



- Custom shapes and colors
- Unlimited design possibilities
- Zero flame spread

Tectum Inc. introduces a full line of innovative acoustic ceiling & wall panels. For nearly fifty years, contractors and architects have relied on Tectum Inc. to manufacture the most durable, acoustically sound products. And this year, we bring you more leading-edge performance and maximum creativity with exciting new products including Wilhelmi Acoustic Panels. They're abuse-resistant. They're environmentally friendly. They're affordable. And they're brought to you by Tectum Inc.

For information on this complete line – or an architectural presentation, call 614.345.9691.



TECTUM
Since 1949

Circle 101 on the reader inquiry card

1996 Honor Award

Arch H. McCulloch Middle School/ Highland Park Intermediate

THE ARCH H. MCCULLOCH MIDDLE SCHOOL in Highland Park, designed by Corgan Associates, Inc., of Dallas, received a 1996 honor award. This project combines two "mini-schools" which share common facilities such as a media center, performing auditorium, dining room, kitchen, and service areas, while introducing a system of teaching pods. Each wing houses two grades and sixteen teaching pods. Each individual teaching pod contains four classrooms, a teacher work area, and a set of restrooms. This design helps to create a focused learning environment and allows a team approach to teaching for the instructors. In addition, the students are able to develop a more intimate relationship with both the faculty and the building.

The 218,000-square-foot building facilitates 1,600 middle school students on a 15.1-acre site and complements the surrounding neighborhood with its "Georgian" style. The Georgian massed facades reflect the general style of the older community and the traditional values of the school district.

Scott Horsak



Project Credits

Client: Highland Park ISD
Architect: Corgan Associates, Inc., Dallas
Contractor: Clark Morris Corp./Hyman Construction, Dallas
Consultants: Raymond L. Goodson, Jr., Inc. (structural and civil engineer); Reed, Wells, Benson, Inc. (mechanical, electrical, plumbing engineer); WJHW, Inc. (acoustical engineer)
Photographer: Craig Blackmon, BlackInk

Resources

Foundation: Lofland Co., TXI, Pioneer Concrete of Texas; **structure:** Canam Steel Corp., Searcy Steel Co.; **wall surfacing:** Featherlite, Eureka Brick, GFRC Cladding System, Architectural Caststone, Hohmann & Barnard; **masonry cleaning:** ProSoCo, Inc.; **windows:** Pittco, Peerless windows; **skylights:** SMI Skylights; **doors:** Tex Steel Corp., Buell Doors, Cornell Iron Works; **floor surfacing:** American Terrazzo, Robbins; **ceiling surfacing/system:** Armstrong, Lone Star Plaster/USG; **roofing:** Berridge, Owens Corning; **waterproofing/sealants:** Sonneborn, Dow Corning, Schuller/Mansville, Balco Inc.; **insulation:** UC Industries, Owens Corning; **paint:** Sherwin Williams; **hardware:** McKinney, Sargent; **lighting:** Midwest, Devoe, Day-O-Light, Esco, Infinity; **electrical distribution:** Square "D"

JACK EVANS & ASSOC., INC.**ENGINEERED
VIBRATION
ACOUSTIC &
NOISE
SOLUTIONS**

- Architectural Acoustics
- Environmental Noise
- Mechanical Noise and Vibration Control
- Sound Isolation/Privacy
- A/V and Sound Systems

5806 Mesa Drive, #380
Austin, TX 78731
512 / 371-0800
Fax / 371-0825

Circle 54 on the reader inquiry card

asi
sign systems

ASI Sign Systems

P.O. Box 532759
2007 108th Street, Suite 701
Grand Prairie, Texas 75053

Telephone 972/641-4747
Metro 972/647-8095
Fax 972/641-5842

Circle 74 on the reader inquiry card

ARCHITECTURAL
WOODWORK

MODULAR
CASEWORK

TERRILL MANUFACTURING CO.
KENT TERRILL

P.O. BOX 3646
SAN ANGELO, TEXAS 76902

PHONE (915) 655-7133
FAX (915) 658-4719

Circle 22 on the reader inquiry card

TEXAS
★
CLAY

*Building Better Places,
Brick by Brick.*

Texas Clay is proud to have supplied the brick for major school projects in Texas. Please consider Texas Clay for *your* next school project.

P.O. Box 469
Malakoff, Texas 75148
903/489-1331
Dallas - 214/299-5250

Circle 71 on the reader inquiry card

*Remove
Protect
Maintain*



*Vandals, gangs and street artists have turned
graffiti into an international epidemic.*

Deface Eraser

A complete line of graffiti protection
and removal systems.

Irving, Texas
(972)252-9399



ProSoCo, Inc.

(800)255-4255

Circle 57 on the reader inquiry card



Resources

Structure: Houston Steel Service, Jarco Steel, Inc., Marine & Petroleum Mfg., Hohmann & Barnard, Inc., Eagle Concrete Products, RMax; **insulation:** Manville, Dryvit; **wall surfacing:** Dietrich, USG; **windows:** Vistawall, Custom Architectural Metals; **skylights:** Naturalite/EPI; **doors:** Tex-Steel Corp., Overhead Door Co., Laminating, Inc.; **floor surfacing:** Azrock, Collins & Aikman, Roppe, American Olean; **ceiling surfacing, movable partitions:** USG Interiors, Inc.; **roofing:** Owens Corning, Berridge, Carlisle; **waterproofing/sealant:** Protecto Wrap Co., Chemprobe, Mameco-Vulkem 922 and 255; **paint:** ICI Paint Stores (Fuller-O'Brien); **lighting:** Lightolier, Leviton; **plumbing:** Bradley, Elkay, American Standard; **air-conditioning systems:** Carrier, Penn Ventilators; **environmental control systems:** Johnson Controls; **blinds:** Bali

1996 Honor Award

Arizona Fleming Elementary School

MOLINA & ASSOCIATES, INC. Architects and Planners of Houston designed Arizona Fleming Elementary School for Fort Bend ISD. The design for the 79,9000 square-foot school won a 1996 honor award. Housing 785 students in grades pre-kindergarten through fifth, the school guidelines included the "school within a school" concept, which the architects addressed by creating grade level "clusters" of classrooms with a central core of communal spaces, such as restrooms, a teacher workroom, and mechanical space for that cluster. The cluster also includes an "activity space" to be used by students outside of the classroom, encouraging group interaction.

The visual and geographical focal point of the building is the library. Each cluster has its own entrance to the library, which encourages students to identify with their own space and their school "family" within their cluster. The library is an expansive space, with a skylit ceiling highlighting the "story area" where students can sit on carpeted steps.

The campus also provides facilities for the school district's daycare program. The daycare facilities are designed for accessibility as well as operation when the rest of the school is closed. **CY**



Project Credits

Client: Fort Bend ISD

Architect: Molina & Associates, Inc., Architects and Planners, Houston

Contractor: E.E. Reed Construction

Consultants: Day Brown Rice, Inc. (mechanical, electrical, plumbing engineer); J.W. Zunker & Associates (civil engineer); Stanley Engineering Company (structural engineer)

Photographer: Richard Payne, FAIA



Resources

Foundation: Houston Shell & Concrete; **structural steel:** Searcy Steel; **roof structure:** Manville; **brick:** Upchurch/Kimbrough; **wall surfacing:** USG Interiors; **windows:** PC Glass Block; **doors:** Vista Wall; **floor surfacing:** Houston Shell & Concrete, Action Floor Systems; **ceiling surfacing:** USG Interiors; **roofing:** GAF; **waterproofing/sealants:** Gulf Seal; **insulation:** Olympic Fasteners; **wire mesh partitions:** Standard Wire and Steel Works; **folding partitions:** Panelfold; **paint:** Sherwin Williams; **hardware:** McKinney, Sargent, Norton; **storage system:** Metro; **intercom:** Dukane; **fire alarm:** Notifier; **lockers:** Lyon Metal Products; **bleachers:** Southern Bleacher Co.; **signage:** Spectrum Corp., Main Street; **elevators:** Dover; **lighting:** Day Brite; **electrical distribution:** Siemens; **air-conditioning system:** Marley Cooling Tower; **environmental control systems:** Johnson Controls; **carpet:** Shaw; **furniture:** Lyon Metal, Campbellmea; **blinds:** Bali

1996 Honor Award

Macario Garcia Middle School

MACARIO GARCIA MIDDLE SCHOOL designed by BAY Architects, Inc., of Houston is recipient of a 1996 honor award. The philosophy of this 1,200-student middle school located outside of Houston centers on the grouping of four classrooms and a science lab around a multi-purpose space. Each of these "pods" of 125 students and five teachers is also supported by an office and workroom and provides a common multi-purpose space while student circulation is designed to bypass the pods.

A circular courtyard, an expression of the natural environment, provides landscaped views for the cafeteria, library and administrative areas is the focal point of the campus. The major circulation area is also defined by the courtyard, providing plenty of natural light.

Other functional goals for the 200,000-square-foot building were to separate the noisy zones by placing the music and band classrooms, cafeteria, and gym are on the east side of the building, while regular classrooms and the library are on the west, locate the administrative office to monitor the main entrance as well as the circulation of students; to locate the library for visual openness to the students while also providing access for the community; and to plan for expansion of the "pods" and major areas.

CY



Project Credits

Client: Fort Bend ISD
Architect: BAY Architects, Inc., Houston
Contractor: The Cadence Group
Consultants: CMB Engineers (structural engineer); R.H. George & Associates, Inc. (mechanical, electrical, plumbing engineer); Klotz & Associates (civil engineer)
Photographer: Judd Haggard

1996 Honor Award

Palo Alto Middle School

DESIGNED BY JPJ ARCHITECTS, INC., of Dallas, Palo Alto Middle School in Killeen won a 1996 honor award. Due to the highly transient nature of the population of Fort Hood based near Killeen, the district has established an ongoing dialogue of educators, board members, architects and the community to point the way to educational restructuring from early childhood to secondary and beyond. While the dialogue continues, key fundamental tenets became the basis for the planning and design of this campus, including creating smaller communities for learning within the school; fostering a team environment for instruction; responding to the social needs of young adolescents; and facilitating the changing role of the teacher.

The basic unit within the school structure is a cluster of four classrooms designed to foster communication and teamwork. Larger "house" units are created by pairing two clusters around their shared spaces with a central "commons" area containing display space, student lockers, and a unique color scheme. Each house also has its own "front door" for students and a work/conference center for teachers.

The dominant interior and exterior feature of the building is the central corridor, which marks the dividing line between the "houses" and shared or public facilities. **CY**



Project Credits

Client: Killeen ISD
Architect: JPJ Architects, Dallas
Contractor: Emerson Construction Co., Inc., Temple
Consultants: Ten Eyck-Merritt-Barnett-Pitt (structural engineer); Reed, Wells, Benson & Company (mechanical, electrical, plumbing engineer); Halff Associates, Inc. (civil engineer)
Photographer: Craig Blackmon

Resources

Structure: Davis Iron Works, Vulcraft, Wheeling Corroting Co.; **wall surfacing:** Jewell Concrete Products, JM Lynne Co., Gold Bond, Tectum Inc.; **windows:** Winco Window Co.; **doors:** Kauneer Architectural Product, Pearland Industries, Cornell; **floor surfacing:** Mohawk Commercial Carpet, Azrock Industries, Inc., Roppe Corporation, Action Floor Systems, Inc.; **ceiling surfacing/systems:** USG Interiors, Inc., Envirosense Consortium; **roofing:** Atlas Energy Products, A&P Span, Siplast; **waterproofing/sealants:** Sonnebome, Pecora; **paint:** ICI Paint Stores (Glidden), Tnemec Company, Inc.; **hardware:** Hager Hinge Co., Sargent, Rixson; **fire alarm:** Maris Equipment; **casework:** Terrill Manufacturing Co.



Project Credits

Client: Frisco ISD
Architect: Corgan Associates, Inc., Dallas
Contractor: The Cadence Group, Dallas
Consultants: L.A. Fuess Partners, Inc. (structural engineer); S. Toug and Associates (mechanical, electrical, plumbing engineer); Brochette/Davis/Drake (civil engineer); WJHW (acoustical engineer)
Photographer: Craig Blackmon, BlackInk

1996 Honor Award

Frisco High School

FRISCO HIGH SCHOOL in Frisco, designed by Corgan Associates, Inc., of Dallas, received a 1996 honor award. This 127,053-square-foot building is designed to accommodate the growing needs of the Frisco area today and well into the future. The common areas will accommodate 2,000 students, while all other facilities are built for the current 900 students. Two main axes radiate out of a central "rotunda" and cafeteria space, making future classroom additions possible without adversely affecting the operations within the existing building.

A primary educational concept represented within the design is flexibility. A large, single workroom houses all teacher offices; therefore, teachers are not limited to a single classroom, allowing for ultimate flexibility with both students and space. In addition, state-of-the-art technology is integrated throughout the building to keep up with the growing demand within the school. **SH**



Resources

Foundation: TXI Concrete, Dallas Design Concrete; **structure:** Lofland Co., Pioneer, Basden Steel, Richmond Screw & Anchor; **wall surfacing:** Smith Steelite, Southwest Glass of Houston, Blackson Brick; **windows:** Alenco; **skylights:** CPI International; **doors:** Southwest Glass of Houston, PW Metal Products, Overhead Door Co. of Dallas; **floor surfacing:** Mohawk, Conner AGA; **ceiling system:** GAF Materials; **roofing:** Berridge; **insulation:** Owens Corning; **partitions:** EMCO; **paint:** Sherwin Williams; **hardware:** McKimney; **elevators:** Dover; **lighting:** Elliptipor, Dual Lite, Celestol, Abolite, PAS; **plumbing:** Crane, Oasis, J.D. Specialties, Peerless; **air-conditioning system:** York; **furniture:** Unique Design; **blinds:** Bali

Dallas East Stone Co., Inc.

Cast Stone - Ornamental Plaster - Precast Concrete
 4107 HANCOCK STREET
 DALLAS, TEXAS 75210

MARK S. RAGSDALE
 VICE PRESIDENT (214) 428-6269

Circle 8 on the reader inquiry card



For more information about any advertiser you see in this special section, just note the circle number under the ad, then complete the reader inquiry card on page 19 of this issue.

Drop the card in the the mail to *Texas Architect* - postage free - and we'll forward your name to the advertiser immediately.

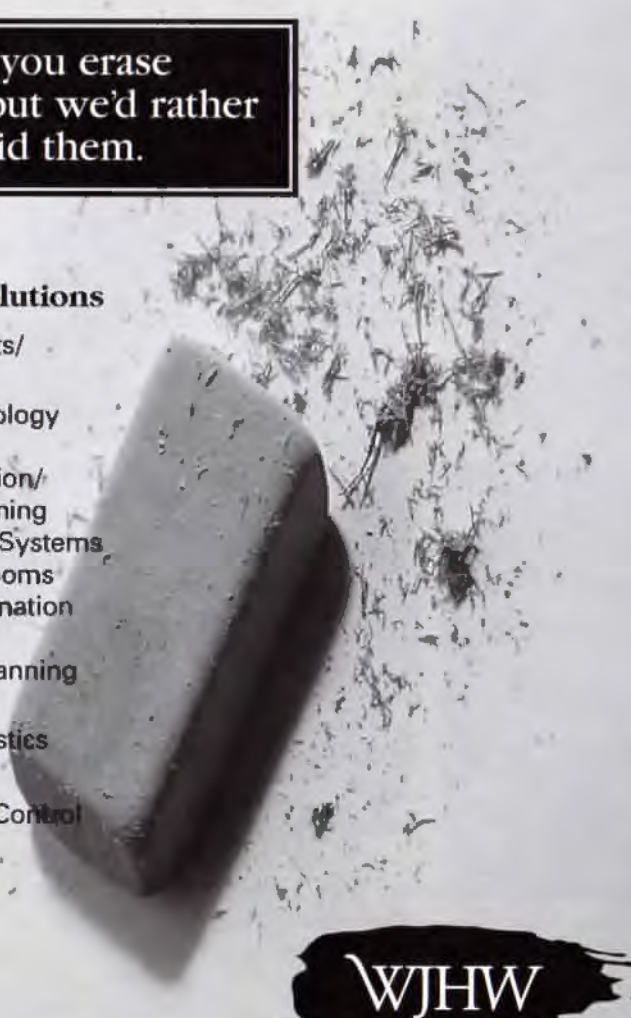
It's that easy!

Ooops... "There's cable access in that space but no electrical outlet for the TV/VCR..."

We can help you erase mistakes — but we'd rather help you avoid them.

Tailored Total Solutions

- Needs Assessments/ Options Studies
- Educational Technology Solutions
 - ◆ Distance Education/ Distributed Learning
 - ◆ Media Retrieval Systems
 - ◆ "Smart" Classrooms
 - ◆ Integrated Information Systems
 - ◆ Infrastructure Planning and Guidelines
- Architectural Acoustics
- Sound Isolation
- Mechanical Noise Control



Wrightson, Johnson, Haddon & Williams, Inc.
 Planners and Designers in Educational Communications and Acoustics
 13714 Gamma Road, Suite 110, Dallas, Texas 75244
 Telephone (972) 934-3700 Fax (972) 934-3720 E-mail info@wjhw.com

Circle 212 on the reader inquiry card



Frank Clements Associates, Inc.
 Foodservice • Designers • Planners

Chris Clements

10650 Richmond Ave., Suite 330
 Houston, Texas 77042
 (713) 784-3212 • Fax: (713) 784-2933
 E-mail: fca-inc@ix.netcom.com
 Web site: HTTP://WWW.AWABLOOMFCA

Circle 27 on the reader inquiry card

1996 Honor Award

Montgomery College

MONTGOMERY COLLEGE, a community college designed by RWS Architects, Incorporated, won a 1996 honor award. The project is located next to a planned community—The Woodlands—as well as Conroe, an older town. The college provides college courses at the freshman and sophomore levels, technical training for adults in the workforce, and community education courses in the arts and other fields.

The goal of the college was to make it competitive with other four-year schools and to provide facilities that would demonstrate the quality of the education it provides. To accomplish this, the architects planned the campus as a series of modestly sized two-story buildings. Each building is connected by two-level walkways, with the ground level covered to provide protection from the elements. The central building houses resource and technology centers and, along with the administration building, opens onto a central plaza. The plaza is on axis with the entrance drive into the complex and provides a clear location from which visitors can access the facilities they use most.

CY




Project Credits

Client: North Harris Montgomery Community College District
Architect: RWS Architects, Incorporated, Houston
Contractor: Dal-Mac Construction Company
Consultants: CHP & Associates, Inc. (mechanical, electrical, plumbing engineer); Jones/Borne/Inc. (structural engineer); Lamb & Barger, Inc. (civil engineer); WJHW, Inc. (acoustical engineer); Frank Clements Associates, Inc. (food service consultant)
Photographer: RWS Architects, Incorporated

Resources

Foundation: Campbell Ready Mix, Alamo Cement; **roof:** Zonolite Construction Products; **wall surfacing:** Boral Brick, Dallas Cast Stone Co., Inc., Casting Designs, Inc., Pittsburgh Corning Corp., Bolta Wall Coverings; **windows:** Vistawall Architectural Products; **skylights:** Kalwall, Naturalite/EPI; **doors:** Vistawall, VT Industries, R.W. Phillips Co., Overhead Door Co.; **floor surfacing:** Azrock Industries, Endicott Clay Products Co., Buchtal Caesar Ceramic, American Olean Ceramic Mosaics, Karastan-Bigelow-Regents Row, Master Builders Technologies; **ceiling surfacing/system:** USG Interiors; **roofing:** Schuller International, Inc.; **waterproofing/sealants:** W.R. Grace, Tremco; **insulation:** Manville Building Products, UC Industries; **paint:** Sherwin-Williams Co.; **theatre equipment:** Texas Scenic Co.; **signage:** South Texas Graphics

Fine Library Furniture, Built to Last, Since 1959



Cedar Park Middle School, Leander, TX

Texwood Furniture Corporation has been the leading manufacturer of fine wood furniture for more than 35 years. We build to last from fine hardwoods and select veneers so that Texwood's furniture will stand the test of time.

Enjoy the Texwood difference:

- Custom furniture design options
- Green commitment—no endangered woods
- Precise delivery schedules, estimated up front in weeks, not months


Free Layout, Equipment Lists, and Budgeting. Do you need assistance with your new library or library renovation? Texwood's experienced staff responds with insight and friendly service.

Furniture for Excellence in Education Since 1959



Jesse H. Jones Library, Baylor University, Waco, TX

Texwood thanks the Linda Hall Library for permission to reprint the oak leaf engravings of French artist, JE. Huetoua (1759-1840).



Samuel E. Shull School, Perth Amboy, NJ

Furniture Corporation
TEXWOOD

Call Toll Free: (888) 878-0000

Jason Kloc, Texas/Oklahoma Sales Division Manager
P.O. Box 6280, Austin, TX 78762, Fax (512) 385-3383
email info@texwood.com or visit www.texwood.com

Manufactured in Austin. Sold around the world.

School Days



Claude Curtsinger Elementary School, Frisco. Photograph by Craig Blackmon

LONG THE PURVIEW OF STRONG-WILLED SCHOOL DISTRICT superintendents, public school design and construction is undergoing a significant transition. In 1995 and 1996 alone, nearly \$3.5 billion in school construction was authorized by Texas voters. Along with this volume of construction activity, recently authorized forms of school-construction contracting promise to transform current practices of school design: Our public as well as private school clients face an overwhelming burden of educational, financial, and legal obligations.

Curriculum supervisors and design teams work to develop specifications that address educational needs, but must also address facility equity across the broad spectrum of school populations. At the same time, magnet-school faculties, site-based management teams, and increasingly active parent groups strive to tailor facilities to best suit local needs, efforts that work against standardizing the school-plan template. In addition to curriculum and test-achievement pressures, school districts must accommodate an ever-increasing number of legislative mandates governing on-site discipline management, facilities for including students with special physical and educational needs, and funding of construction and operations.

The involvement of architects in this mix is an important one, and is evolving as distinctly as the curriculum and financial issues. The projects featured here present recent and current school-design issues, and how architects are supporting students, teachers, and superintendents.



A Civic Lesson

By Vincent P. Hauser

Frank Welch & Asociados, arquitectos de Dallas, es diseñadora de los nuevos anexos a la Escuela Montessori San Alcuin. La firma, considerando la filosofía educativa de Montessori y un terreno de lomas, dieron al nuevo campus una escala arquitectónica mas humana. La intención primordial del cliente era "recuperar" espacios comunales que no se usaban.

Un nuevo campus cuenta con un nuevo teatro. Su forma circular, que contrastan con las otras estructuras rectangulares, y su localización central enfatizan su distinción e importancia. Los campus se comunican por medio de un nuevo puente peatonal, que armoniza con otros caminos techados dispersos por la escuela. El uso de estructuras expuestas junto con patios interiores dan orden, ritmo y homogeneidad arquitectónica a la institución.

TRELLED COURTYARDS, GARDENS, and playing fields form a distinctive and memorable image at the St. Alcuin Montessori School in Dallas, with recent additions designed by Frank Welch & Associates of Dallas. Responding to the Montessori educational philosophy, as well as to the gently rolling landscape, the architects have added a civic scale to the enlarged campus that now includes additional classrooms and a new performing arts center.


In 1992, the school, located in suburban Dallas, began its expansion by purchasing land across a small creek that formed the western boundary of the existing campus. The architects started the master planning after an extensive effort by parents and staff to assess their needs and establish a direction for the anticipated expansion, according to Janet Smith of St. Alcuin, who headed the capital fundraising program. "During the master-planning process," Smith says, "we wanted to make sure that the feeling of the existing school was preserved and carried over to the new buildings." One of the most pressing concerns to be addressed by the expansion was the need "to recapture important common space that had been lost over time," says Smith. The desire was not to



1 A creek divides the new section of the St. Alcuin campus from the existing school; a covered footbridge connects the two sections.

2 The round performing-arts center serves as the hub of the expanded campus.

3 interior of the arts center



get bigger as a school, but to accommodate the existing students and community of families better.

Much of the structure of the school is determined by age groupings that reflect natural developmental stages, according to the Montessori perspective on childhood development. These natural groupings are aligned with grades 1–3, 4–6 and 7–8. In addition to developmental issues, the need for natural light, fresh air, and large storage and resource areas in each classroom generated much of the design. Ron Ackerman, director of the school, suggests that natural light directly affects the feelings and moods of the students, which in turn affects their interest in school work.

Providing a generous spatial cushion for students and allowing for freedom of movement within and between classrooms were important form-giving principles. “Freedom of movement is required—it allows students to make choices,” Ackerman says. “Without this freedom of movement, we would quickly see the negative effects.” The children take care of the gardens and small courtyards adjacent to the classrooms during the



1 New classroom buildings and an open-air pavilion, at right, are arranged to enclose open space on the campus.

2 Light monitors on the tops of the new classroom buildings fill the spaces with natural light.

school day, moving in a relatively unrestricted manner from indoors to outdoors as activities suggest. In addition, each of the existing grade-school classrooms has a kitchen that provides a focus for many of the day's activities; the layout of the existing classrooms was used as a basis for the design of the new classrooms.

Located between the existing campus and the new classroom buildings, the Wyly Performing Arts Center is the literal and figurative hub of the expanded school; its round shape is the exception to the pattern of rectangular structures, suggesting its importance by both its shape and central location. Placed at the edge of the creek, the center "takes its civic cues from much larger structures," says architect Frank Welch. The lobby provides a gracious lounge area with framed views of the school and grounds, with the heavily landscaped creek as the foreground. The cream-colored stucco walls and rust-red metal roofs of the performing arts center and the other new buildings are distinctive yet fit comfortably in the landscape. The cupola at the top of the performing arts center, with its low-sloped metal roof, becomes the signature design element for the new buildings, providing a light monitor for each.

A new covered footbridge connects the old and new campuses. From the creek, the bridge's roof form is the dominant impression: a shelter from the sun and rain. From inside, the bridge is light and transparent: a minimal separation from the land-

scape. By paying attention to the detail of the wood-truss design and to the proportions of the bridge space, the architects have made the most of the bridge, as well as of this part of the site. Throughout the campus, covered walks and overgrown trellises offer shelter, making the walk from one part of the campus to another a pleasant one.

Further along the path from the bridge toward the new classroom buildings is an open-air pavilion. As a structure, it is a welcome covered play area: It is shady on hot, sunny days and a versatile hard surface on rainy days. In concert with the new classroom buildings, this pavilion completes the spatial closure for the west playing fields.

It is this use of structure that so directly creates a clear rhythm and order at St. Alcuin. The building designs continue this same sensibility: They are arranged to form small courtyards and are comfortably fit with trellises and patios. The brick water table detailing, combined with the stucco coloring and the roof monitors, mediate the scale of the structures, and add familiar patterns and materials, ensuring that they will age gracefully. **TA**

PROJECT *St. Alcuin Montessori School, Dallas*

CLIENT *St. Alcuin Montessori School*

ARCHITECT *Frank Welch & Associates, Inc., Dallas (Frank Welch, principal; Bill Mackey, project architect; Chuck Smith)*

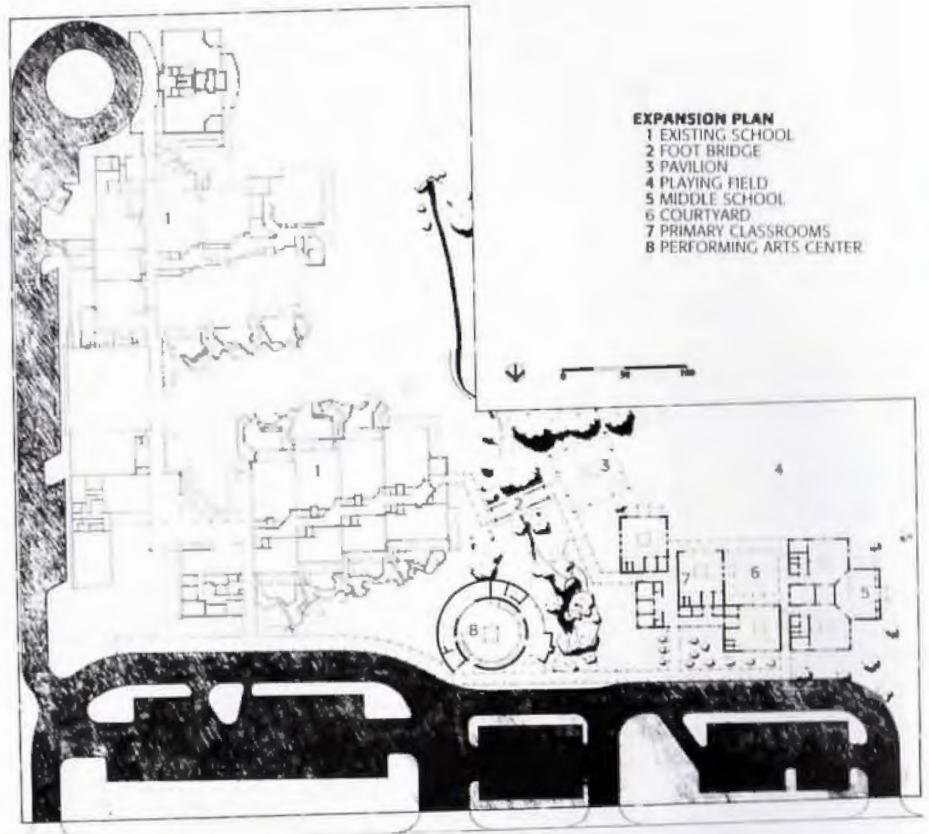
CONTRACTOR *Andres Construction Services*

CONSULTANTS *Frank W. Neal & Associates, Inc. (structural); Dan Herndon (mechanical); Ferguson-Deere, Inc. (civil); Mablon B. Perry (landscape)*

PHOTOGRAPHER *Paul Hester & Lisa Carol Hardaway*



2



SPECNOTE: PERFORMING ARTS CENTER ROOF STRUCTURE

The low-sloped roof topped by a light monitor and the round shape of the Wylly Performing Arts Center presented an interesting set of structural problems for the architect and the structural engineer. In order to maintain the clear span of the arts center, and provide for the specific design of the light monitor, a compression ring was designed to support the monitor and the roof trusses. "This is not an unusual structural design," says Robert Pinc, who was the structural engineer for the project, "but we did have to pay close attention to certain details." The roof trusses bear on the round masonry wall, and are connected by steel channel members anchored to the bond beam to resist the outward thrust. At the top, the trusses are connected to a steel compression ring. The truss and compression ring members were slightly oversized so as to appear visually large enough for the space. The trusses were erected with centering; when it was removed, the structure deflected less than one-half inch, slightly less than the deflection calculated by the engineer. In addition to structural issues, great care was taken to fit the pre-cut, standing-seam metal roof due to its configuration. The panels for the conical roof are prefinished steel, provided by Berridge.

RESOURCES

Structure: Pioneer Concrete of Texas, Bratton Structure Steel, Unit Structures; **stucco:** Lone Star Stucco; **acoustical panels:** Conwed, Tectum; **vinyl wall covering:** Koroseal; **windows:** Marvin Windows, J Pon Glass; **skylights:** Read Architectural Products; **doors:** J Pon Glass, Buell Door Co.; **vinyl floors:** Armstrong; **metal roofing:** Berridge; **built-up**

roofing: U.S. Intec, Inc.; **waterproofing/sealants:** Tremco; **insulation:** US Intec, Inc., Mannville; **paint:** ICI Paint Stores (Glidden); **appliances:** General Electric; **lockers:** Hollman; **lighting:** Hubbel; **plumbing fixtures:** Kohler, Elkay, Sloan, Global, Bradley, Oasis; **air-conditioning systems:** Carrier-Bock; **carpet:** Stratton; **electric shades:** Thermoveil; **stage lighting:** Intelecon

Reclaiming a Symbol

By Susan Williamson

La Escuela Superior Ball es la escuela superior mas antigua de Tejas. Lo que un dia fue el orgullo de Galveston, hace unos años era una institución deteriorada y poco capacitada para su número de estudiantes. Bay Arquitectos, de Friendswood, propuso dieciocho esquemas para una posible rehabilitación, del cual se seleccionó uno. Este tenía como tema central el mantener la antigua escuela como símbolo significativo de la ciudad. Los edificios originales, de 1953, son obra de Preston Geren, Sr., de Fort Worth.

La Escuela Ball hoy contiene un complejo comedor, lo cual no existía antes porque los estudiantes almorzaban fuera, e impresionantes nuevas facilidades. Su nuevo diseño incorporó los cambios dentro del esquema antiguo, protegiendo el recuerdo de la única escuela pública de Galveston.

BALL HIGH SCHOOL, THE OLDEST public high school in Texas, is also the only public high school in Galveston. In the early 1990s it occupied a campus that had once been the pride of the island but that had deteriorated over 40 years of use, addition, and overcrowding. The construction of an annex several blocks away had relieved some of the crowding, but also meant that hundreds of students were walking back and forth between the two buildings six times a day.

In the early '90s the Galveston Independent School District commissioned Perkins & Will of Chicago to design an entirely new high school facility; however, after a \$42-million bond package to fund the construction was defeated by voters, the school district was forced to reassess the future of the Ball campus and, in fact, of the district's entire building program.

Into this mix stepped Bay Architects of Friendswood. One of the first projects undertaken by Bay on behalf of GISD was an assessment of the demographic basis of the district's population, both current and future. The



bottom line of the demographic analysis was that the district needed a new high school less than it needed new middle schools. The architects initially prepared 18 schemes for recombining existing facilities and new construction to meet the district's needs; eight of these options were fully developed and presented to the school board for consideration before a new bond package was prepared for submittal to the voters.

As a first step, the board approved a proposal to change the way grades were split between schools, sending fifth grade back to the elementary schools from the middle schools. Then, based on the information prepared by the architects, the board decided to develop a bond package that would increase the number of middle schools from one to three, would convert the high school annex to an elementary school, and would add 172,000 square feet to the existing Ball High School campus, consolidating all of the high school functions in one facility. The bond package submitted to the voters to pay for these improvements totaled \$26 million. It was approved in February 1993.

Central to the support of the second bond package was a sense that the old high school was still of symbolic significance to the city. Reclaiming the school was a worthy goal, the voters seemed to say when they approved the bonds, and the architects took that message to heart as they worked to integrate the additions and renovations into the fabric of the existing campus.

The original school was designed by Preston Geren, Sr., of Fort Worth, in association with Raymond Rapp, Sr., of Galveston, in 1953. Geren's design enclosed two courtyards in a fairly typical post-war modernist style with an emphasis on massing and spare details. Over the years, additions, such a gymnasium clad in corrugated metal painted to match the school's reddish-orange brick, compromised Geren's original plan. As the school's population continued to grow—to 2,700 students by the time Bay Architects started work—what had been open areas around the school were paved over for parking. Eventually, the annex was added, temporarily solving the crowding problem but further eroding the cohesion of the campus.

The architects worked with a committee made up mostly of faculty and staff, with parents also represented, during first the programming and then the design phases of the project. One of the primary objectives was to reorganize the school to consolidate departmental functions that had previously been separated. As a result, centers were created for each of the various academic ar-



2

reas that include an office, resource center, and faculty meeting room.

Early on, a proposal was made to close the campus, which historically had been open during school hours. The original school had been constructed without a cafeteria, since at that time all of the students went home for lunch. By the '90s, students were still leaving the campus for lunch, but the neighborhood had changed, most of the students were not going home, and many of them were not coming back for afternoon classes.

To solve this problem, the school board approved the recommendation to close the campus and to place a strong emphasis on food service in the renovated school. To meet these requirements, the architects located a new cafeteria in the space of one of the existing courtyards; the new facility was planned for both eating and as a place for school dances. The very small existing cafeteria (which had been used only for students on the subsidized school-lunch program) was converted into a mall-like food court adjacent to the new cafeteria.

1 The new academic wing at Ball High School complements the existing buildings, shown at far left, in massing and detail; the towering new lobby recalls the vertical stair tower on the Preston Geren-designed original.

2 An entrance lobby created where the new addition meets the original structure includes a large wall clock that is lit at night, creating a landmark for the community, the architects say.



1 A new, larger cafeteria was one of the additions to the Ball campus; the multi-level room is also used for school dances.

Other than the cafeteria, the largest block of additions is in a three-story academic wing on the north side of the campus; a new entry was created where this addition connects to the original structure. The wing is skewed slightly to provide a landscaped area along the street, the architects say, as well as to soften the scale along the edge of the campus. This new section recalls the style of the Geren-designed original buildings, complementing them in both massing and detail. Bay Architects says it tried to match the reddish-orange brick of the older buildings to provide a connection to the past, while at the same time creating a new image for the school with the expansive, glass-walled lobby and entry area.

Visitor parking is located adjacent to the new entry; all other parking was moved across the street to a new site purchased by the district. Moving parking off-site freed up more space on campus for new fine-arts and athletic wings and a new vocational area. Historically, vocational education had been an important part of the Ball curriculum and that emphasis was continued. Impressive new facilities were constructed for the metal working and carpentry, automotive repair, computer-aided design, and cosmetology training programs. The new cosmetology area is so extensive, in fact, that it had to meet state requirements for a teaching facility.

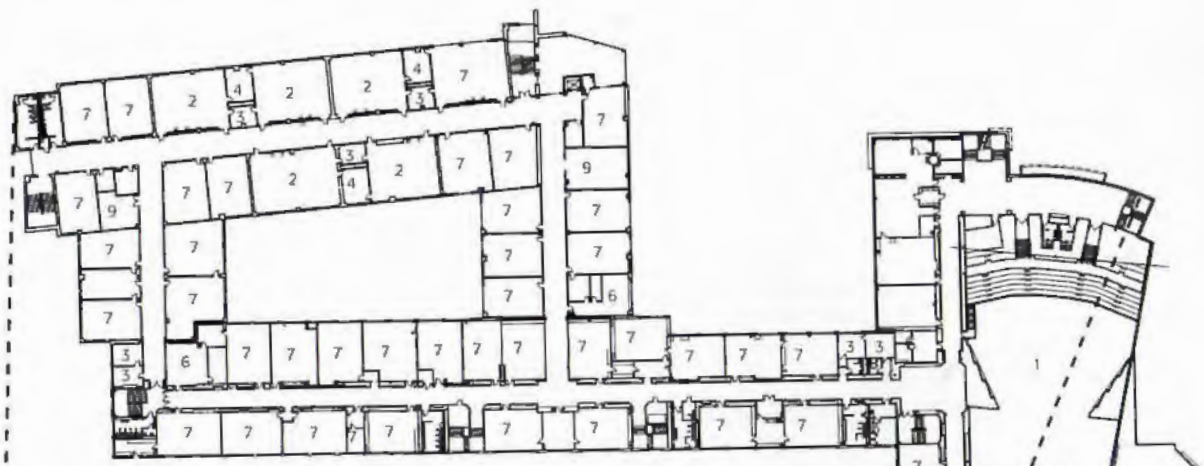
The school's science laboratories were also completely overhauled. A decision was made to

integrate classroom and laboratory facilities into a single space, providing a more comfortable teaching area as well as state-of-the-art laboratory equipment.

Although the additions were constructed mostly as in-fill between existing buildings, relatively few existing areas lost access to natural light, the architects say. Although one of the two original courtyards was lost to the construction of the cafeteria, another new courtyard was added next to the new academic wing; as a result, almost all of the classrooms still have windows to the outside. The remaining original courtyard was re-landscaped and remodeled with an outdoor amphitheater.

Because the school was to remain occupied during construction, the architects developed an elaborate staging and sequencing plan that was included as part of the specifications in the bid package. Portions of the addition were built and occupied before finish-out was completed and students were moved from one area to the next as the project moved forward.

In some ways the relationship Bay Architects developed with GISD and the school board during the Ball High project was unusual, at least for a contemporary architect in a large urban school district. It was, perhaps, more similar to the relationship Preston Geren had with the board when the school was originally built 40 years before: a hands-on involvement from the first planning stages to the placing of the last vinyl tile. **TA**

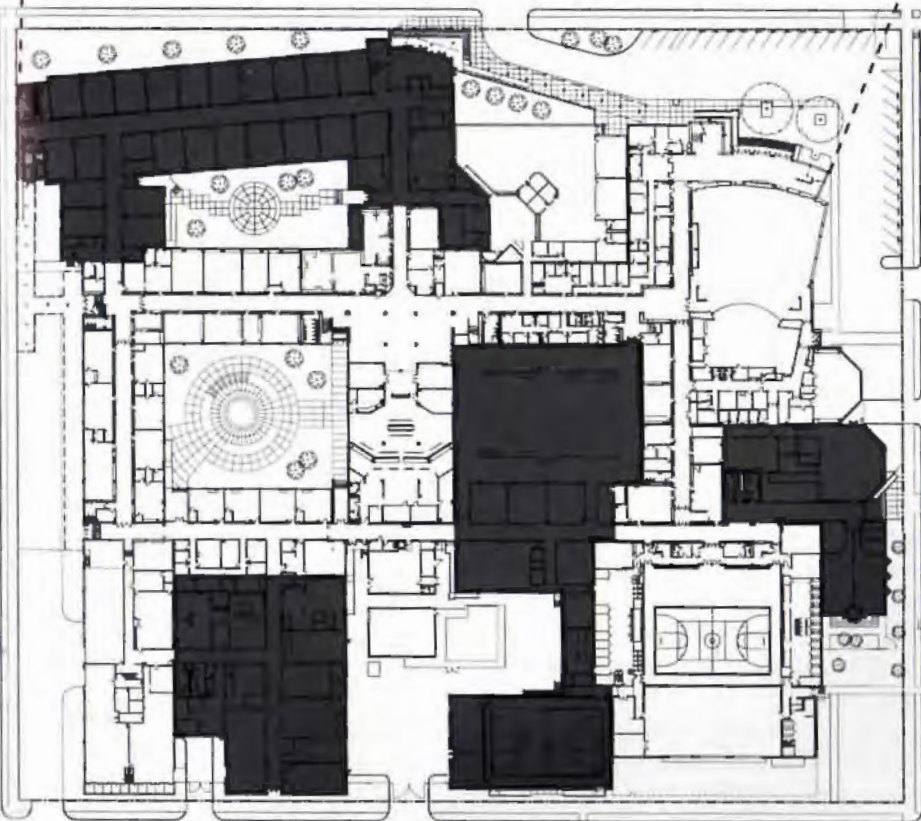


SECOND FLOOR



THIRD FLOOR

- FLOOR PLAN**
 1 AUDITORIUM/BALCONY
 2 SCIENCE LAB
 3 OFFICE
 4 LAB PREPARATION
 5 DRAMA
 6 TEACHER WORK ROOM
 7 CLASSROOM
 8 GYMNASIUM BALCONY
 9 MECHANICAL



SITE PLAN
 ADDITIONS

PROJECT Ball High School, Galveston
CLIENT Galveston Independent School District
ARCHITECT Bay Architects, Inc., Friendswood (principal: Calvin E. Powitzky, Jr.; project manager: Sam Swart; project representative: John Haugen; Brad Hughes, Jose Ampudia, Mariam Arian, Ron Bailey, Ric Guenther, Sherry Hill, Roy Montalbano)
CONTRACTOR Brae Burn Construction Company
CONSULTANTS Kalmans Associates, Inc. (structural engineer); R.H. George & Associates, Inc. (mechanical, electrical, plumbing engineer); Klotz & Associates, Inc. (civil engineer); Photo/Graphic Concepts (photo lab design)
PHOTOGRAPHER Richard Payne, FALA

RESOURCES
Structure: Gate Concrete Products, Searcy, Cordell, Vulcraft;
wall surfacing: Acme Brick (Upchurch Kimbrough), Finestone, YKK, Pittsburgh Corning, Gold Bond; **windows:** Alenco; **skylights:** Skywall; **doors:** YKK, Special-Liteinc, Total Opening, Overhead Door; **floor surfacing:** Armstrong, Collins & Aikman, American Olean; **ceiling surfacing/system:** USG; **roofing:** Garland; **waterproofing/sealants:** Tremco; **insulation:** Certainteed; **paint:** Sherwin Williams, Triarch; **elevators:** Schindler; **lighting:** Exceline, Litecontrol, Stonco, Lightolier; **plumbing:** American Standard, Sloan, Elkay, American Specialties; **air-conditioning systems:** Trane, Marley; **blinds:** Bali



Campus Community

By Susan Williamson

El diseño de la nueva escuela Rice incorpora teorías contemporáneas de educación, como enseñanza en equipo, grados mixtos y programas interdisciplinarios.

Taft Arquitectos, en conjunto con el Distrito Independiente de Escuelas de Houston y profesores universitarios de educación, realizaron el proyecto de 170,000 pies cuadrados.

La escuela se organiza en grupos de cuatro salones de clase, alineados a áreas compartidos como anfiteatros y laboratorios. Sus materiales de construcción, que incluyen ladrillo, bloques de concreto y colores, identifican distintos componentes.

THREE YEARS AGO, the Houston Independent School District opened the doors to a new experimental school that was one of the first to explore several innovations in educational space planning that have since become commonplace in the school design field. The Rice School/La Escuela Rice, designed by Taft Architects of Houston, was developed by HISD in association with Rice University. The 170,000-square-foot building houses 1,300 students in kindergarten through eighth grade; it was the first K-8 school in the district.

Current educational theories that focus on team teaching, multi-grade classrooms, and an integrated, interdisciplinary curriculum have led school planners and designers, especially at the elementary level, toward the idea of groups of classrooms clustered around a shared common area; the Rice School was one of the first to explore these ideas and to put them into practice in a newly constructed facility.

According to the architects, who worked in conjunction with both HISD personnel and education faculty from Rice, various organizational alternatives were explored during the programming and early schematic design phases. The educational implications of various approaches were evaluated and a decision was made to organize the teaching spaces at the Rice School as groups of four classrooms centered on a shared public space and adjacent to support labs and studios. Although the classrooms themselves are rather small, the common areas provide the students with space to spread out and the teachers with space for activities that overflow the classroom.

The classroom groups are clustered along a linear block of support spaces—the computer and science laboratories, theater arts, choir, and band rooms, and



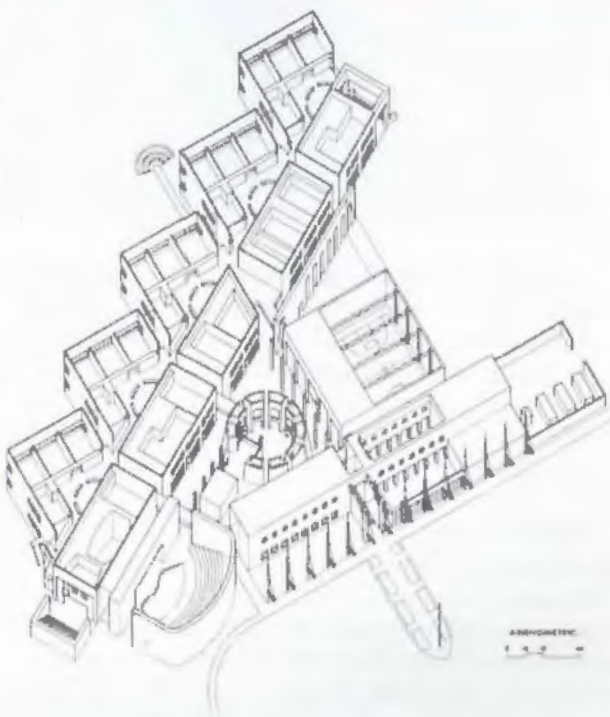
an art studio, as well as teacher support rooms—that divide the teaching areas from the public front areas of the school—the cafeteria, auditorium, administration, and gymnasium. These public spaces are organized as distinct blocks around what the architects call an interior plaza; the plaza itself is anchored by the circular library, which the architects describe as the heart of the school.

The architects say they conceived of the school as a “community for learning,” a collection of buildings housing various functions grouped around a public space. This metaphor has certainly gained currency in the last several years, with school hallways described as “main streets” and multipurpose “cafetoriums” as town squares or meeting halls. Often, however, these explanations have seemed less informative than descriptive: words tacked onto plans that have been not so much rethought as relabeled.

At the Rice School, however, comparisons of the school to a small town seem to have informed the planning process rather than the other way around. In the first place, the architects had an explicit reason for the tight grouping of the school’s spaces: The 10-acre site just south of the Medical Center was small to begin with and an existing wooded wetlands to the south and west was to be preserved to serve as a privacy buffer and to provide natural areas for science projects and recreation.

In the second place, the development of these ideas at the Rice School has yielded a facility that

2



1 The drop-off area and entry at the Rice School are marked by a brushed metal canopy and awning and a series of flagpoles.

2 The yellow plaster walls of the library slant inward from what the architects call the interior plaza; these spaces around the library are topped by long skylights.

3 axonometric

actually possesses a sense of community, although perhaps that sense is more of a traditional multi-building educational campus than of a town. The rather formal organization of the public spaces around the interior plaza is one reason for this campus-like feel, as is the definite separation of function among the spaces: no cafetorium here but

1 closeup of entry canopy and awning

2 The glass-roofed library lies at the heart of the school; it is connected to a staff resource area and to an observation area housing close-circuit television connections to the classrooms.

3 The form of the cafeteria—including a simplified colonnade and clerestory windows—is reminiscent of a traditional collegiate gothic dining hall.

4 Exterior staircases provide direct access from the classroom clusters to the surrounding woodlands.



a dining hall and an auditorium, both nicely scaled and also rather formal in character and detailing. Materials used reinforce the sense of the functional areas as individual buildings around the plaza: brick on the administration wing, colored plaster on the library, concrete masonry units on the dining hall and on other plaza walls. All of this was accomplished on the standard HISD budget of \$64 per square foot, for a total cost of \$11 million.

Also contributing to the campus-like atmosphere is the quality of the interior light. Not only do the classroom pods jut out into the carefully preserved woodlands, but large window walls fill the rooms with sunlight and glass-walled stairwells bring that light even further into the building. In addition, the central plaza area is actually a two-story, skylit arcade; walking through this light-filled space really is more like walking through an outdoor plaza than down a school hallway. In fact, the separation between indoors and out is minimized throughout the school; all classroom clusters have direct access to the outside and several outdoor gathering areas were included.

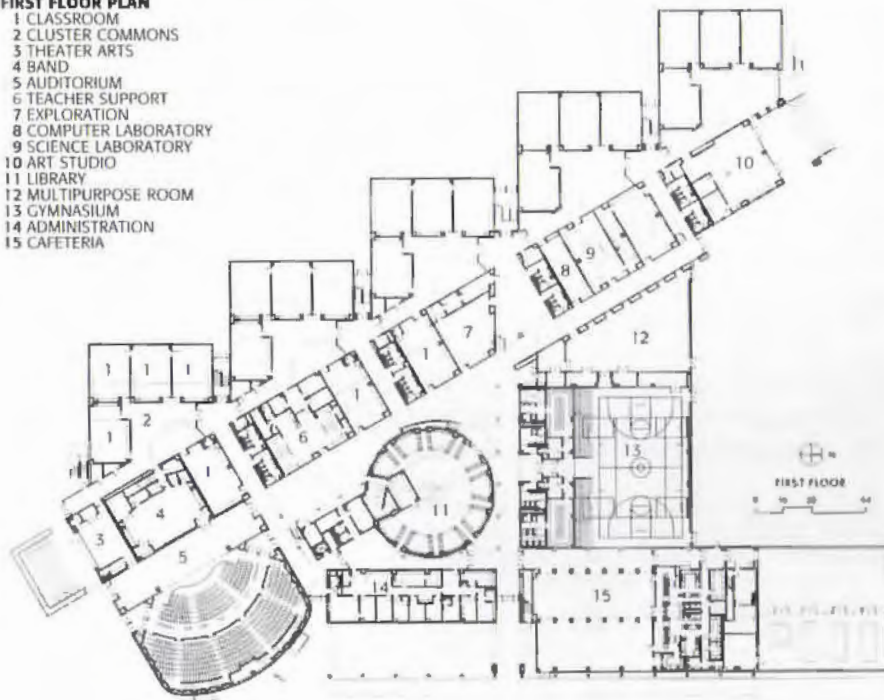
The Rice School (also called La Escuela Rice because of its intention of sending its students away bilingual) was conceived as an educational laboratory for HISD and Rice, a place for HISD to try out new things and for Rice to send its student teachers; an observation area adjacent to the library provides close-circuit television viewing of the classrooms. The school's future as a prototype is in doubt, however. Administrative changes at HISD may mean that the Rice School remains one of a kind. **TA**

PROJECT *The Rice School, Houston*
CLIENT *Houston Independent School District*
ARCHITECT *Tift Architects, Houston (John J. Casbarian, FAIA, Danny Samuels, FAIA, Robert H. Timme, FAIA, partners; Larry A. Dailey, senior associate; Paul Blumenthal, Michael McIntyre, Samuel Chow, Victoria Christensen, support team)*
ASSOCIATE ARCHITECT *The Spencer Partnership, Houston (formerly Spencer Herold Architects)*
CONTRACTOR *The Cadence Group*
CONSULTANTS *CBM Engineering, Inc. (structural); Grunewald Engineering, Inc. (mechanical, electrical, and plumbing); Karen Rose Engineering & Surveying (civil); Kudela Designworks (landscape)*
PHOTOGRAPHER *Richard Payne, FAIA*



2
FIRST FLOOR PLAN

- 1 CLASSROOM
- 2 CLUSTER COMMONS
- 3 THEATER ARTS
- 4 BAND
- 5 AUDITORIUM
- 6 TEACHER SUPPORT
- 7 EXPLORATION
- 8 COMPUTER LABORATORY
- 9 SCIENCE LABORATORY
- 10 ART STUDIO
- 11 LIBRARY
- 12 MULTIPURPOSE ROOM
- 13 GYMNASIUM
- 14 ADMINISTRATION
- 15 CAFETERIA



3



4

RESOURCES

Elevators: Dover; **area lighting:** Widelite; **fluorescent/downlighting:** Lithonia; **library fluorescent:** Peerless; **tubs and lavatories:** Eljer, Elkay; **water closets:** Eljer; **plumbing fittings:** Bradley; **toilet stalls:** Santana; **water fountains:** Halsey Taylor; **chillers:** Carrier; **stationary partitions:** USG; **paint:** Jones-Blair; **lockers:** DeBourgh; **auditorium seats:** Irwin Seating; **folding bleachers:** Mussey Seating Co.; **building signage:** ARK Ramos; **chalkboards and tackboards:** Tac Rite; **concrete masonry units:** Eagle Lake Concrete; **built-up roof:** Allied Signal Inc.; **metal roof and siding:** MBCEI; **brick masonry:** Acme Brick (Upchurch Kimbrough); **split-face concrete masonry units:** Trenwyth Industries; **EIFS:** Dryvit Systems; **curtainwall:** VistaWall; **plaster and gypsum board:** USG; **insulated fiberglass skylights:** Skywall; **overhead doors:** Kinnear North America; **terrazzo:** American Marble Mosaic; **vinyl tile:** Azrock; **acoustic panels:** Armstrong, USG; **built-in desks and classroom casework:** TMI; **lab casework:** Hamilton Scientific; **stage curtains:** Houston Scenic Studios; **playground:** Columbia Cascade



Classroom Clusters

By Susan Williamson

El pueblo de Frisco, al norte de Dallas, se desarrolla rápidamente a causa del crecimiento urbano del Metroplex. Corgan y Asociados diseñó una nueva escuela en este pueblo para 600 estudiantes, de pre-kinder a quinto grado. Steve Hulsey, su arquitecto, organizó los salones de clase alrededor de un gran espacio triangular de múltiples usos. El resultado final, que incluye un centro de medios circular y un gimnasio, es un esquema de diseño innovador.

1 Exterior geometries at Curtsinger Elementary hint at interior organization: A prow-like roofline—one of the points of the triangular multipurpose space—juts above the circular form of the media center.

2 Each group of classrooms is clustered around a shared room containing

centers for computer, art, science, and other activities.

3 Corgan Associates divided the multipurpose room with a "performance platform" anchored by a brightly colored tower; the platform allows the space to be used as an auditorium and serves as a landmark.

AS GROWTH IN THE DALLAS AREA sprawls outward, towns like Frisco are changing rapidly from rural outposts to bedroom communities. In Frisco, north of the city in Collin County, explosive growth has meant a corresponding boom in school construction, including Claude Curtsinger Elementary School by Corgan Associates, Inc., of Dallas, a 61,000-square-foot facility for 600 students from pre-kindergarten through fifth grade.

Teaching and support areas are arranged around a large, triangular room that serves as auditorium, cafeteria, and overflow teaching space. The 30 classrooms are arranged in groups of 10 around common activity rooms. According to architect Steve Hulsey, grouping the classrooms around common areas meant that the classrooms themselves could be smaller—the state minimum of 700 to 800 square feet depending upon grade level—because the activity rooms provide additional space for things like art, science, and computer projects as well as for gatherings of an entire grade level. The school, which Hulsey says was designed as a series of interlocking shapes, also includes a circular media center and rectangular gymnasium. **TA**

PROJECT Claude Curtsinger Elementary School, Frisco

CLIENT Frisco Independent School District (Justin Wakeland, superintendent)

ARCHITECT Corgan Associates, Inc., Dallas (Brent Byers, FAIA, principal; Lyle Burgin, project manager; Steve Hulsey, Jean Maruzak, project team)

CONTRACTOR The Cadence Group

CONSULTANTS L.A. Fness Partners (structural); S. Tonh & Associates (mechanical, electrical, and plumbing); Brockett, Davis, Drake (civil); SMR (landscape architect); WJHW (acoustic); MMA Partners (food service)

PHOTOGRAPHER Craig Blackmon



2



3




- PLAN**
- 1 CLASSROOM POD
 - 2 MEDIA CENTER
 - 3 ADMINISTRATION
 - 4 MULTIPURPOSE ROOM
 - 5 SPECIAL EDUCATION
 - 6 MUSIC
 - 7 GYMNASIUM
 - 8 KITCHEN

RESOURCES

Foundation: TXI Concrete, Dallas Design Concrete;
structure: Lofland Co., Pioneer, Basden Steel, Richmond Screw & Anchor;
metal wall panels: Smith Steelite; **aluminum storefront:** Southwest Glass of Houston; **brick:** Blackson Brick; **windows:** Alenco; **skylights:** CPI International; **doors:** PW Metal Products Co., Overhead Door Co. of Dallas; **floor surfacing:** Mohawk (carpet and VCT), Conner AGA (resilient wood); **ceiling system:** GAF Materials; **roofing:** Berridge, GAF Materials Corp.; **insulation:** Owens Corning; **partitions:** EMCO; **paint:** Sherwin Williams; **hardware:** McKinney

1,200 estudiantes de Quinto y Sexto Grado asisten a la Escuela Intermedia Chisolm Trail, al norte de Fort Worth en el pueblo de Keller. Su diseño, que enfatiza trabajo en equipo y flexibilidad, se basa en grupos de seis salones con paredes móviles. Todas las aulas disfrutan de ventanas y luz diurna.

Su esquema colorido de azules, blancos y grises es base neutral para obras artísticas, que por tradición son instaladas en las paredes de la escuela. Chisolm Trail además utiliza un patio interior rectangular como salón de clase.



Split-Level Flexibility

By Kelly Roberson

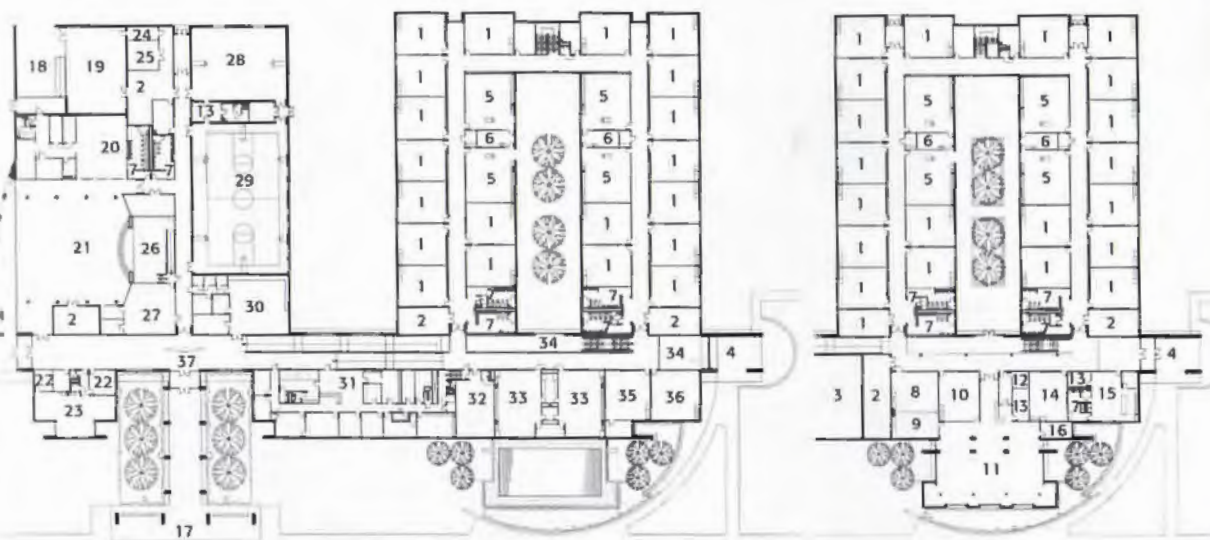
CHISOLM TRAIL INTERMEDIATE SCHOOL sits on 20 acres overlooking Keller, a middle-class suburb north of Fort Worth. The school, part of the Keller Independent School District, houses 1,200 students in grades five and six.

The 15-foot site slope prodded an ingenious solution from the architects: a split-level school, with one grade per floor. "Noisy" areas—art, band and choir, gymnasium, library, and cafetorium—are split off and separated from the academic wing of 40 classrooms and eight science classrooms; both wings project off a two-story spine running east to west. Teaming and flexibility are encouraged with six-classroom clusters and mobile partitions between classrooms, allowing teachers to double the room size. The metal-clad spine, which runs parallel to a main boulevard, swoops in a downward arc, an allusion to nearby Alliance Airport. The spine, home to the school's shared facilities, is topped by continuous clerestories of translucent panels (a detail repeated in the library), allowing light in without direct heat gain. Per the school's request, all classrooms have windows and natural lighting. A rectangular courtyard, centered in the academic wing, serves as an outdoor classroom. The blue, white, and gray color scheme, may be, as the architect says, fairly "nondescript," but is a neutral background for the school's practice of displaying artwork on the walls. Brick exterior walls and ceramic tile complete the material scheme.

On the school grounds is space for portable classrooms or an expansion, should the district find it necessary, two playfields, a softball field, and two staff parking lots. Separate bus and auto drop-offs increase the ease of access and help to alleviate any traffic problems.

TA





UPPER LEVEL

LOWER LEVEL

FLOOR PLAN

- 1 CLASSROOM
- 2 MECHANICAL
- 3 CRAWL SPACE
- 4 COVERED PORCH
- 5 SCIENCE
- 6 PREPATORY
- 7 BATHROOM
- 8 CONTENT MASTERY
- 9 EXCEL
- 10 REMEDIAL READING
- 11 LIBRARY
- 12 COMM. CENTER
- 13 OFFICE
- 14 ESL
- 15 LIFE
- 16 SPEECH THERAPY
- 17 ENTRY CANOPY
- 18 SERVICE DOCK
- 19 SERVICE YARD
- 20 KITCHEN
- 21 CAFETERIUM
- 22 CONFERENCE
- 23 TEACHER'S PLANNING
- 24 ELECTRIC
- 25 BOILER
- 26 PLATFORM
- 27 CHOR
- 28 AUXILIARY GYM
- 29 GYMNASIUM
- 30 BAND
- 32 AMINISTRATIVE AREA
- 32 BEHAV. ADJUST.
- 33 ART
- 34 OPEN
- 35 RESOURCE
- 36 CONTENT MASTERY
- 37 LOBBY



PROJECT Chisolm Trail Intermediate School, Keller
CLIENT Keller Independent School District
ARCHITECT Hahnfeld Associates Architects/Planners, Inc., Fort Worth (principal: Lee Roy Hahnfeld; project designer: David Stanford; project manager: Larry Foxworth; construction administrators: M. E. McCurdy, Eric Hahnfeld)
CONTRACTOR Buford-Thompson Company
CONSULTANTS Metro Structural Consultants (structural engineer); Reed, Wells, Benson & Company (mechanical, electrical engineer)

RESOURCES

Structure: Nasco Steel, Texas Industries, Vulcraft; **wall surfacing:** Acme Brick, PPG Industries, Kalwall, United States Gypsum Co., Dal-Porcelain, American Olean, Capaul Architectural Acoustics; **windows:** PPG Industries; **doors:** Door Pro Systems, VT Industries, Comell Ironworks, Inc.; **floor surfacing:** Tarkett, American Olean; **ceiling surfacing:** AEP Span, Armstrong; **roofing:** AEP Span, Firestone; **waterproofing:** Bituthene Waterproofing System; **partitions:** Advanced Equipment Corp.; **paint:** ICI Paint Stores (Glidden); **hardware:** Hager Hinge Co., Rixson-Firemark, Corbin-Russwin, Von Duprin; **fire alarm system:** Edward Systems Technology; **security system:** Detection System, Inc.; **lockers:** List Industries, Inc.; **handrails:** Nasco Steel; **lighting:** Divine Lighting, Abolite Lighting, Mid-West Chandelier Co., SPI Lighting, Inc.; **electric distribution:** ILC Enercon Corp.; **plumbing:** Kohler, Acorn Engineering Co., American Standard, Sloan Valve Co., Ampco Products, Inc., J.D. Specialties, Inc., Sunroc; **air-conditioning systems:** Trane; **environmental control:** Johnson Controls, Inc.; **carpet:** Stratton, Collins & Aikman; **blinds:** Bali

- 1 The focal point of Chisolm Trail Intermediate School is the spine, set in an arc and clad in metal.
- 2 Translucent glass panels in the spine's clerestories flood the central corridor with natural light.
- 3 The entry canopy repeats the shape and material of the metal-clad spine.
- 4 The library, with its standing-seam metal vaulted ceiling, serves as the front focal point of the building.



Max Levy

House for an Artist

By Vincent P. Hauser

“Uno de los actos más elementales de la arquitectura es enmarcar una vista . . .” Esas son palabras de Max Levy que describen una residencia para un artista, un diseño con raíces en el estilo internacional, y un estudio de forma, proporciones y el uso elegante de materiales.

La estética del Bauhaus predomina en una composición de geometría pura, elegantes detalles de construcción y un armonioso arreglo de ventanas y tragaluces. Materiales de alta calidad son parte central de su diseño. Alrededores naturales y su chimenea central dan a esta residencia cierta similitud a la Casa de Cristal de Philip Johnson.


FOR A ROLLING GRASSY SITE IN PARKER, north of Dallas, architect Max Levy has designed a house for an artist who was leaving a dramatic Arizona landscape to begin her studio in Texas. The house is the result of an unusual collaboration between the artist-client and the Dallas-based architect, initiated with the spirit of an art commission. Beginning with a shared affection for the Texas sky, the design was conceived with as many spiritual as physical constructs. Of these, the importance of the sky and views of it dominate. “One of architecture’s most elementary acts is the framing of a view . . . and that’s about all this house is about,” says Levy. In fact, the house does much more than frame the view from the window. It is a study in form, proportion, and the elegant use of materials: a house with roots deep in the groundwater of the international style.

Viewed from the gravel drive connecting to the main road, the house is set in a shallow pasture and is topped by versions of the elemental Bauhaus forms—cylinder, cube, and pyramid. The house is carefully fitted near a large oak tree and anchored to the pasture by low walls that form a small parking court. This forecourt is open-ended to the north and contains gridded clusters of crepe myrtle trees, paving blocks, grasses, and low-growing groundcover that suggest an easy formality.

The scale and pattern of the plant materials, separated from the pasture by the low, painted-block walls, provide a comfortable transition from the field to the house. Part of the landscape design includes the restoration of the pasture, which will eventually provide a rougher and more natural tex-

ture, a foil to the more structured landscape next to the house. The planar walls themselves separate the natural landscape from the constructed one, and function in much the same way as the low walls of the Villa Savoye compound by Le Corbusier, mediating between the two realms. At the front of the house, these low walls present a symbolic screen as well, taking care not to block the view of the drive from the kitchen window or from the dining area. This is a ranch house, of sorts, after all.

A flagstone pattern marks the transition from the gravel parking court to the breezeway of the house itself, which is paved throughout with a gray-green slate. Here in the breezeway, the cylinder form topping the roof is explained: It is a screened porch projecting as a solid above the roof line and open to the sky. The view is remarkable. In bright light, the curving shadows formed on the interior of the oculus suggest a dome and enhance the intensity of the blue of the sky by contrasting with the light-colored stucco finish of the interior surface. While the



Max Levy

2



3

screened porch has a certain practical function, its location and prominence in the overall composition of the house suggests a ritual importance. It creates expectations of the interior of the house as well, and serves to visually anchor the structure to the land, much in the manner of the cylinder of Philip Johnson's Glass House of 1949.

From the breezeway, a low-sloping ship's ladder provides a path to the roof with its cylinder, cubes, and pyramids, all clad with galvanized paintgrip sheet-metal panels. Left to weather, the metal-clad shapes change from shades of bronze to copper and zinc in the changing light, contrasting with the planar and more uniform qualities of the stucco house walls. Levy makes much of this contrast: The qualitative aspects of the contrast are as important as the visual contrast. The roof shapes, clad with distinct metal pieces, reflect the work of the human hand, complete with the inevitable imperfections.

Moving into the house, the wide glass entry door located off the breezeway pivots open to a small vestibule included within the single volume of the interior of the house. Continuous ceiling and floor planes extend from the entrance to the bedroom, opening to the three enormous skylights suggested by the rooftop solids. A fireplace mass and two walls of casework forming the bedroom are designed as objects in this single volume. The skylights serve to modulate the light, transforming a potentially static space into one

1 The forecourt of this artist's house provides a generous transition from the rolling pasture, planted with a relaxed formality,

2 Shadows cast by roof scuppers and window awnings enliven the west facade of the house, connected by low-walled gardens to the pasture.

3 Skylights and the fireplace mass dominate the single, loft-like volume of the main living space. The light is controlled by wood frames stretched with sailcloth.



Max Levy

1 A screened porch between the main living area and the studio frames views of the sky and serves as an outdoor pavilion, complete with a fireplace.

2 an early model of the house, showing a slightly different garden and forecourt scheme

3 Just north of a typical tract house development, the house is a striking sculptural element in the still-rural landscape.

4 The main loft space of the house is punctuated by the skylights, which shape rooms from the single volume.

that is much more dynamic. Each skylight is fitted with a movable frame of clear fir, stretched or draped with white sailcloth. By opening or closing the panels, direct light is diffused, reducing the contrast and changing the quality of the interior; passing clouds change the space as well. The skylight structures shape a kind of roof over each of the major spaces in the house: the living area, a formal dining area, and the bedroom, making pavilions within the pavilion of the house, and continuing the layering of space begun by the landscaping walls.

The interior surface finishes and detailing are simple, direct, and thoughtfully crafted. The fireplace mass is finished in gray basecoat plaster only, and has darkened considerably since it was originally built, contrasting in texture to the smoother painted wall surfaces. Its sculptural shape is a Bauhaus massing study and, in proportion, similar to a section of the house. The kitchen is fitted with lacquer-finished maple cabinets, and can be closed off from the main living area by moving two overscaled sliding panel doors. An informal dining nook included within the kitchen is comprised of a banquette finished in maple and natural leather. The effect is much like sitting in an overstuffed Corb chair: The detailing is spare and the success of the design properly relies on the high quality of the materials and workmanship.

Simple blocks of cabinetwork screen the bedroom area from the rest of the house, and are

finished in the same maple as the kitchen casework. Over the bed, a north-facing skylight provides a more constant, but cooler, light than those in the other living areas. A low strip window in the bedroom frames a very specific view of one of the west gardens. Standing, the garden color and flagstone pattern fills the window. Seated in the room, low walls suggest a view through this garden, terminated by a wall of trees to the west.

The three gardens, all planted with native plants and perennials, have the informal character of a kitchen garden, and are located, again, to frame a view through the pasture, and serve to finger-join the house to the landscape. The walls also carve a garden space out of the pasture and connect it to the house, in the same way the skylight volumes connect the house to the sky. Separated physically from the house, these garden walls allow for something like a promenade, paved with flagstones. The rhythm of the walls is complemented by the patterns of stone splashblocks on the ground and the pattern of shadows cast on the west-facing wall.



2

Max Levy



3

Max Levy



Described as a loft by the architect, the overriding sensibility of this house is that of a gracious international-style pavilion made habitable. How this is accomplished is important: The clarity and strength of form is clearly in concert with the clarity and strength of the idea of framing the view. At the same time, the house does not so much specify or require any certain activity, but allows and accommodates activity. The quality of the materials and the spare detailing reinforce this notion of architectural modesty, which is perhaps the most humane legacy of the best modern architecture.

TA

PROJECT *House for an Artist*

CLIENT *Name withheld at client's request*

ARCHITECT *Max Levy, Architect, Dallas (assistants: Susan Mackey, Svend Fruit, Peter Goldstein)*

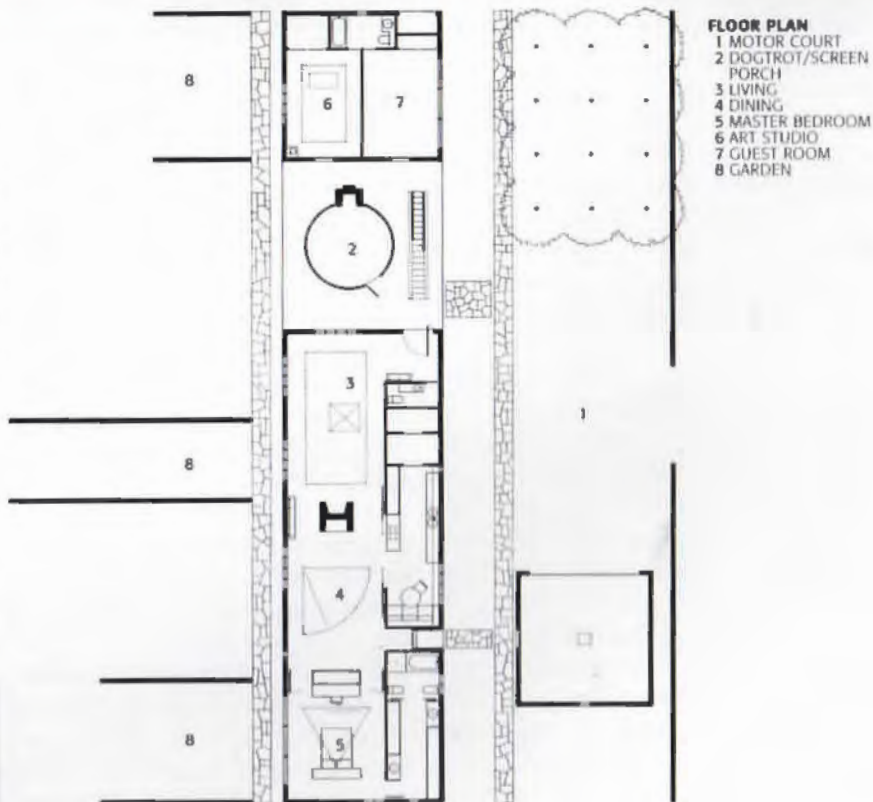
CONTRACTOR *Travis and Travis*

CONSULTANTS *Bill Walker (structural engineer); David Rolston (landscape architect); Bonick Landscaping (landscape contractor)*

PHOTOGRAPHER *Craig Blackmon (unless noted)*

RESOURCES

Structure: East Texas Truss; **wall surfacing:** STO, AK Steel, USG; **windows:** Pella; **skylights:** Skyline; **doors:** Dallas Door & Supply, Overhead Door Co.; **floor surfacing:** Dal Tile; **roofing:** J.P. Stevens; **waterproofing/sealants:** TREMCO; **paint and stain:** ICI Paint Stores (Glidden), Cabot's; **hardware:** Stanley, Baldwin; **lighting:** Artemide, Modular, Lumiere, Akari; **plumbing:** Kohler, QII London, Porcher, Speakman; **air-conditioning system:** Carrier, Titus; **furniture:** Ligne Roset, Richard Schultz



FLOOR PLAN

- 1 MOTOR COURT
- 2 DOGTROT/SCREEN PORCH
- 3 LIVING
- 4 DINING
- 5 MASTER BEDROOM
- 6 ART STUDIO
- 7 GUEST ROOM
- 8 GARDEN

Survey

Mission Stadium 82

ARCHITECTURE A Class AA ball park draws on San Antonio's missions for its design.

Elemental Qualities 83

BOOKS Robert Venturi explores his passion for architecture.

New from the Old 84

ARCHITECTURE A addition and remodeling of a 1960s savings and loan creates a new sense of order.

Teaching by Design 84

ARCHITECTURE A teaching laboratory at Rice University emphasizes collaboration.

Massing and Form 86

ARCHITECTURE The Riverwalk in San Antonio is home to a new Lake/Flato Architects-designed restaurant.

Index to Advertisers 86

Resources 87

Marketplace 88

An Endless Sky 92

PLACES Donald Judd's imagination captured the spirit of the West Texas landscape.

Mission Stadium

ARCHITECTURE The Spanish missions may be San Antonio's most recognizable landmark and the city's most important link with its past. A minor league baseball team located in the city has taken advantage of that recognition factor in several ways. The Class AA team, a part of the Los Angeles Dodgers organization, is named the San Antonio Missions, and a new stadium draws at least some of its architectural character from the missions, say architects Ford, Powell & Carson of San Antonio.

The \$10-million stadium, which was built by the City of San Antonio, was designed as a new home for the team, which had previously played in a smaller, older facility. The first phase of construction included fixed seating for 6,400; however, the stadium was designed to expand to 10,000 seats in a future phase. The stadium, which had to meet the requirements of the Professional Baseball Association for Class AA teams, also includes 14 sky boxes, press facilities, a secured children's play area, picnic berm, and support facilities. The team began playing in the new stadium, which is located next to a major freeway on the city's west side, at the beginning of the 1994 season.

The primary design element of the ball park is a pair of stucco-clad towers that mark the entrance. Although the architects say these towers are an allusion to the towers of Mission Concepcion, the structures, with their bracketed hip roofs, are perhaps even more reminiscent of early 20th-century train sheds. The architects also describe the building's open trussed roof canopy as a reference to early baseball stadiums found across the country.

A certain level of architectural detail was maintained even within the confines of the limited construction budget. Punched metal light fixtures and custom-designed post tops, pennants, and signage, as well as the bright colors of the painted structural trusses, add to the stadium's festive quality.

A wide range of seating was included to meet fans' needs: benches with backs, folding arm chairs, picnic tables, and casual seating on a grassy berm just beyond left field, as well as seating for the disabled. In all, the stadium can accommodate an additional 1,600 persons outside of the fixed seating areas.

The 14 corporate boxes, necessary for the financial health of any modern stadium, are



located below the arched grandstand roof. A mezzanine concourse containing concession stands follows the form of the grandstand; because of the open structure, play on the field is still in sight for fans standing in line in the concession areas. **Susan Williamson**

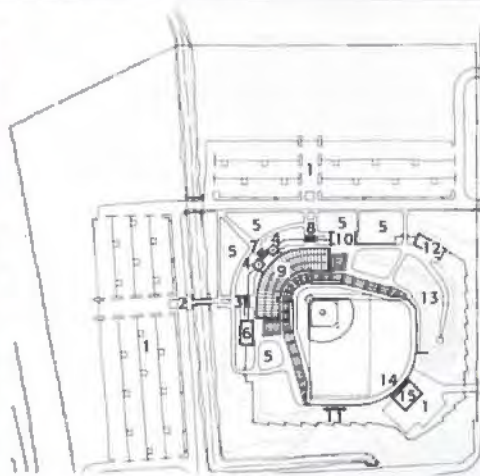
PROJECT San Antonio Municipal Baseball Stadium
CLIENT City of San Antonio, Department of Parks & Recreation

ASSOCIATED ARCHITECTS, PLANNERS, & LANDSCAPE ARCHITECTS Ford, Powell & Carson, Inc., San Antonio; Ralph C. Bender & Associates, Inc., San Antonio; Bender, Inc., San Antonio

CONTRACTOR Stadium: Bartlett Cocke, Inc.; Baseball Field: Lyda Constructors, Inc.

CONSULTANTS HOK, Inc. (facilities consulting); SEA (structural engineering); Jasmine Engineering, Inc. (MEP engineering); Vickery & Associates, Inc. (civil engineering); Pelton Marsh Kinsella, Inc. (acoustical); Protection Development, Inc. (fire protection); Busby Denny International, Inc. (cost estimating)

PHOTOGRAPHY D. Clarke Evans



STADIUM PLAN

- | | |
|---------------------------|-----------------------|
| 1 PARKING | 9 STADIUM ROOF |
| 2 PEDESTRIAN BRIDGE | 10 COMMISSARY/STORAGE |
| 3 FIRST BASE GATE | 11 SCOREBOARD |
| 4 ENTRY TOWERS | 12 GRILLE/ARCADE |
| 5 PLANTING | 13 BERM SEATING |
| 6 ADMINISTRATIVE BUILDING | 14 BATTER'S EYE |
| 7 HOMEPLATE GATE | 15 MAINTENANCE |
| 8 THIRD BASE GATE | |

1 The architects say the entrance towers at the new stadium were inspired by the towers of Mission Concepcion.


2 The new Class AA stadium is located near a major highway in the western part of San Antonio.

3 The open truss work of the roof canopy recalls early baseball stadiums and allows for clear site lines.

4 The stadium includes 14 corporate boxes, which are located below the arched grandstand roof.

Elemental Qualities

Iconography and Electronics
by Robert Venturi
The MIT Press (Cambridge, Mass., 1996)
374 pages
\$40.00 hardcover



BOOKS *Iconography and Electronics*, Robert

Venturi's latest written work, is, like his buildings, no gentle manifesto. As a collection of essays, lectures, and thoughts scripted during the last few years in collaboration with partner Denise Scott Brown, his passion for architecture reflects a personal experience of history.

The titles of many of these essays seem overwrought, but are descriptive and necessary, decorated and particular, much like the front door of a house. A memorable essay, "Louis Kahn Remembered," is included in the chapter "Growing Up." It reveals Venturi's personal experience with Kahn, and the disciplined manner in which he worked through Kahn's notions of form and vocabulary: "... Kahn was and is a great architect; that is, he was good and right. He was also a great teacher; I speak, I think, as a true student of Kahn—that is, not as a follower but as one who evolved out of him and his work—was liberated by him rather than converted by him." Venturi sees Kahn simultaneously as both a historical figure and as an architect actively making buildings in his culture.

Contrasted with his respect for the order of Kahn is his love of the "ambiguous order just on the verge of disorder" in Alvar Aalto's work. Of Aalto he writes: "I think we can learn timely lessons about monumentality from Aalto's architecture because architectural monumentality is used indiscriminately in our time and it waivers between dry purity and boring bombast." His descriptions of Japan and of Rome are somewhere between archeology and a virtual-reality experience, or maybe both, reflecting a clear and specific understanding of the culture as seen through the architecture.

Underlying his view of architecture are premises that seem to buttress so many other notions of form and meaning. In the essay "Sweet and Sour": "Let us acknowledge the elemental quality of architecture as shelter and symbol—buildable and usable shelter that is also meaningful as a setting for living."

Vincent P. Hauser

New from the Old

ARCHITECTURE The Dalhart Federal Savings and Loan was a perfect testament to the forms and spaces of the late '60s. Completed in 1969 as the company's headquarters, by the early 1990s the savings and loan had outgrown both the space and the orange-and-brown interior. The owners came to Condray Design Group with two directives: The building had to remain open during construction, and the new design had to maintain and enhance the original character. The project, which received a merit award from AIA Lubbock, includes a 3,600-square-foot addition and a complete renovation of the 7,600-square-foot existing structure.

The focus of the existing building and the defining point of the new design is the lobby, constructed of three poured-in-place concrete vaults; its volume was left untouched by the renovation. Three original skylights, each framed by the vaults' crosshairs, serve as the axis, which runs the length of the building. All office spaces and traffic patterns, including the north entry and new curved-face south entry and secondary lobby, are oriented to this axis.

The crosshair repeats in a lightwell, a stacked column of four-by-four inch glass pieces laid in a two-blue/one-clear pattern. Besides the more practical notions of pulling light into the president's office and providing a lobby desk, the lightwell serves as a visual focal point of the lobby, denoting the connection between the existing building and the new addition.

The board room, which is wider at the speaker end, allows for shifting corridors versus straight and narrow hallways. The addition's flat roof and identical windows contribute to the project's overall sense of order. The new color scheme of bright whites and blues, including a

1 At the corner of the third skylight is the crosshair of the lightwell, a focal point of the lobby.



2 The lobby skylights form the axis on which the building is aligned.



Robert Suddarth

Teaching by Design

ARCHITECTURE A new teaching center at Rice University in Houston is exploring the relationship of computer to user and user to user. Mark Wamble, principal of Interloop Architects of Houston and a member of the architecture faculty at Rice, designed the Gardiner Symonds Teaching Laboratory, a 3,500-square-foot multimedia classroom located in the Fondren Library, the main library facility for Rice. Although the university says it will be used to develop and evaluate innovative teaching methods, Wamble clearly has larger issues in mind.

Computers allow people to work anywhere, anytime, he says. However, measuring the change computers have made to work habits only quantitatively is ignoring the larger question, Wamble suggests. The real issue is how computers have affected the quality of the work we do and how the architecture of the work environment can be shaped to respond to the those qualitative changes.

The Symonds Laboratory is composed of two spaces: an electronic classroom and a video teleconferencing area. The classroom has one instructor and twelve student workstations; the student stations are designed for two users. The workstations are located on an "S"-shaped table



1 Each workstation includes a computer, built-in microphone, and large work surfaces.

2 Low ambient light and carefully positioned task lighting, as well as the low-contrast colors—

grays and a range of whites—used throughout the lab create a soothing environment.

3 The lab is located deep within the library; the first view is down a tapered entry vestibule.



Robert Suddarth

3 The addition to the south utilizes identical windows and a flat roof to blend, not compete, with the original poured-in-place concrete lobby.

4 Dalhart Savings and Loan, circa 1993; the original building was finished in 1969. The renovation added 3,600 square feet.

terrazzo floor with a dark blue band defining the axis, further brightens the interior. The architects attribute much of their success on the project to the client, who recognized the potential of the original building but wanted an updated flavor and feel.

Kelly Roberson

PROJECT Dalhart Federal Savings and Loan Addition and Renovation, Dalhart

CLIENT Dalhart Federal Savings and Loan, Dalhart

ARCHITECT Condray Design Group, Inc., Lubbock

CONTRACTOR Pioneer General Contractors, Inc.

CONSULTANTS Allied Associates (MEP engineering);

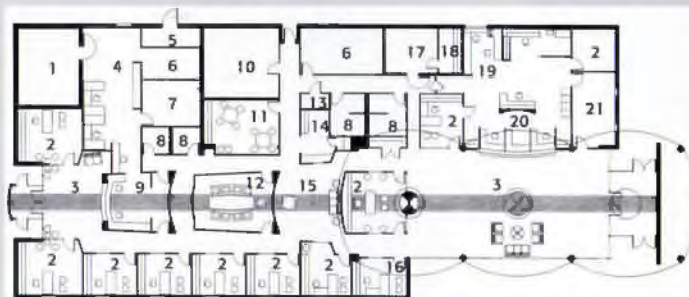
Jim Hill, PE (structural engineering); Dave's

Garden Center (landscaping)

PHOTOGRAPHY Darwin Harrison (unless noted)



4



DALHART PLAN

- 1 RECORDS VAULT
- 2 OFFICE
- 3 LOBBY
- 4 LOAN PROCESSING
- 5 MECHANICAL
- 6 STORAGE
- 7 AUDIT ROOM
- 8 BATHROOM
- 9 LOAN DEPARTMENT
- 10 EXISTING MECHANICAL
- 11 LOUNGE
- 12 BOARD ROOM
- 13 JANITOR
- 14 COPY ROOM
- 15 SEATING
- 16 NEW ACCOUNTS
- 17 EXISTING VAULT
- 18 MONEY VAULT
- 19 DRIVE THROUGH
- 20 TELLERS
- 21 PROOFING



2

in three segments; the positioning of the tables provides visual and aural access between the workstations and to a large-format projection screen. The contents of any station's computer screen, as well as information from a video projector at the instructor station, can be displayed on the screen. The interaction between users that is facilitated by this design fosters collaboration, rather than isolation, Wamble says. The teleconferencing area includes another projection screen and a pivoting conference table.

Locating the laboratory within the library is also important, Wamble says, because it redefines the relationship of classroom and library:

Information is accessed through a collaboration between student and librarian. This emphasis on the collaborative, interactive process, and on computers as the tools of that process, are at the heart of both Wamble's design and of the mission of the Symonds Laboratory. **SW**

PROJECT The Gardiner Symonds Teaching Laboratory, Rice University, Houston

CLIENT Rice University, Houston

ARCHITECT Mark Wamble, Interloop Architects, Houston (Duncan Davidson, project assistant)

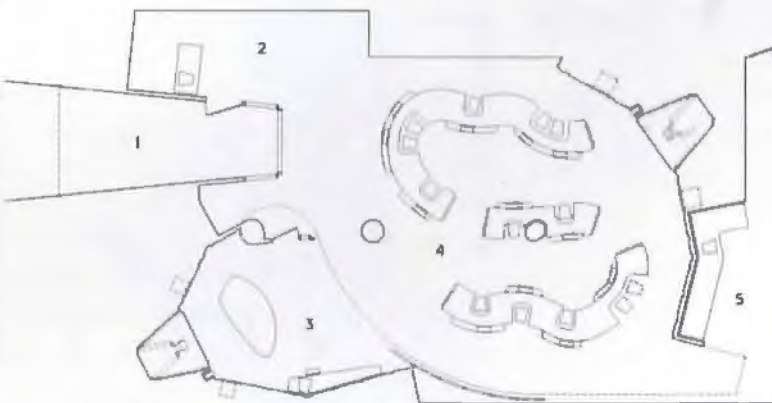
CONTRACTOR South Coast Construction Services, Inc.

CONSULTANTS Sound Visions Consulting (audio visual); The Wood Plane (furniture)

PHOTOGRAPHY Paul Hester and Lisa Carol Hardaway



3



LABORATORY PLAN

- 1 ENTRY VESTIBULE
- 2 FAMILIARIZATION AREA
- 3 VIDEO TELE-CONFERENCE ROOM
- 4 CLASSROOM
- 5 RESOURCE CENTER

Massing and Form

ARCHITECTURE Beginning with a shell space on San Antonio's Riverwalk, restaurateur Joseph Cosniac has added Paesano's Restaurant, located near Crockett and Presa streets, to his earlier ventures Rio Rio and Zuni Grill. Making the most of the valuable river frontage, Lake/Flato Architects of San Antonio organized the restaurant into three distinct layers, each visually connected to the river. The first layer is a wide porch built within the perimeter wall of the structure, connected to the bar, the second layer. A third layer, a large indoor dining area, opens to the river through folding doors.



1

Incorporating the mechanical systems into the concrete structure without unduly compromising the space was an additional priority. Thick walls were introduced to accommodate much of the ductwork. This scheme allowed for the retention of most of the square-coffered concrete structure as a ceiling surface. As an acoustical treatment, insulation was added to some ceilings, finished with perforated sheet metal in a curved-vault shape. Graham Martin fabricated the pendant light fixtures and wall sconces, using aramid paper, a stiff industrial fabric typically used for insulating engine parts. The stucco walls and concrete floors are chemically stained.

There is a nice variety of spaces in the restaurant. Outside, the umbrella-covered patio is very casual. The thick walls and highly textured finishes, accented by the lighting in the dining room, are more formal, and certainly more comfortable on a humid afternoon.

VPH

PROJECT Paesano's Restaurant, San Antonio
CLIENT Joseph Cosniac, Paesano's
ARCHITECT Lake/Flato Architects, Inc., San Antonio
CONTRACTOR Browning Construction
CONSULTANTS HMG & Associates, Inc. (MEP engineering); Giles Design (graphics)
PHOTOGRAPHY Paul Bardagay

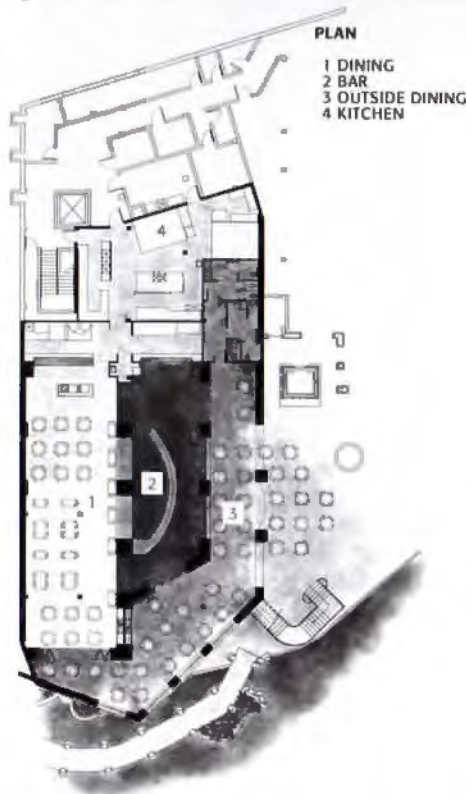
- 1 pendant fixture made from aramid paper, an industrial fabric
- 2 Thick walls with chemically colored stucco contain ductwork.
- 3 A river-front patio was formed by pulling the main exterior wall back from the perimeter.



2



3



Index to Advertisers

Page	Advertiser	Circle No.
38, 93	Acme Brick	16
27	Acordia Benefit Services (TSA Trust)	11
21, 37	Aegis Coding Technologies	70
26	AIA Trust	14
27, 42	Alamo Concrete	9
49	Alenco	129
53	ASI Sign Systems	79
43, 88	Benjamin Moore	89
47	Berridge Manufacturing	102
38, 41	Blackson Brick	25
34, 37	Boral Brick	46
90	Clifford Slate, Tile & Stone	84
26, 44	Cold Spring Granite	26
58	Dallas Cast Stone	8
89	Dickensheets Design Associates	162
14	Dryvit Systems	163
88	Early Texas Heritage	225
23	Energy Blanket of Texas	213
17	Faulkner Construction Co.	20
2, 43	Featherlite Building Products	6
58	Frank Clements Associates	27
33, 46	GAF Materials Corp.	24
44, 89	Glass Block Shop	104
91	Hoover & Keith, Inc.	224
28, 41	ICI Paint Stores	133
53, 90	Jack Evans & Associates, Inc.	54
25	James Hardie Building Products	205
6, 43	Jewell Concrete Products	7
90	Kelly Moore Paint Co.	118
94	Laboratory Tops	32
8, 9	Marvin Windows	4
11, 43	Masonry & Glass Systems, Inc.	10
11	Miller Blueprint	13
8, 45	North American Tile & Stone	73
27, 39	Pavestone	5
88	Pelton Marsh Kinsella	81
16	Petersen Aluminum	83
88	Photo/Graphic Concepts	117
91	Professional Lines Underwriting Services	112
53	ProSoCo	57
11, 40	PyroTherm/Texas Industries	242
89	Robert Stanford & Associates	2
16, 44	Sherwin-Williams Co.	3
24, 35	Southern Building Code Congress Int'l	29
23, 41	Specialty Concrete	28
88	Stairways, Inc.	39
38, 91	Sundek	123
91	Superior Shakes of Texas	209
51	Tectum, Inc.	101
53	Terrill Manufacturing	22
23, 38	Texas Building Products	214
37, 53	Texas Clay Products	71
42, 45	Texas Industries (TXI)	9
3, 45	Texas Industries/TexStar	18
60	Texwood	15
91	The McCleary Partnership	240
90	Timber & Stone	38
51	Tubelite, Inc.	21
51	WC Scott Interests	48
18	WeatherShield	33
91	What Its Worth	87
58, 89	Wrightson, Johnson, Haddon & Williams	212
90	York Metal Fabricators	72

Resources

Gardiner Symonds Teaching Laboratory, Houston
Mark Wamble, Interloop Architects, Houston
page 84

Wall surfacing: Roppe, Wall Technologies, Inc.;
paint: Pratt & Lambert; **windows:** Kawneer; **doors:**
 Lone Star; **carpet:** Patcraft; **ceiling surfacing/**
systems: Wall Techn™ologies, Inc.; **lighting:** Halo,
 Ledalite, Lithonia, Lutron Electronics Co.; **electrical**
distribution: Hubbell, Hoffman; **furniture:** The
 Wood Plane

Dalhart Federal Savings And Loan Renovation
and Addition, Dalhart

Condray Design Group, Inc., Lubbock
page 84

Structure: W & W Steel, Featherlite; **wall surfacing:**
 Featherlite, Roppe, Lanark; **windows:** Tempglass,
 Kawneer; **doors:** Kawneer, Haley Doors, Steel Craft;
floor surfacing: Zanchettin Bros. Terrazzo,
 Armstrong; **ceiling surfacing/system:** USG; **roofing:**
 Tamko, Topcoat; **waterproofing/sealants:**
 Sonneborn, Denver Foam, Pecore; **insulation:**
 Owens Corning; **paint:** Kelly Moore; **lighting:**
 Lithonia, Visa Lighting; **electrical distribution:** Eagle
 Electric Co.; **plumbing:** Crane, Kohler, Bobrick, Elkay;
heating system: Lennox; **carpets:** Durkan Carpet, J
 & J Industries

Paesano's Resturant, San Antonio
Lake/Flato Architects, San Antonio
page 86

Doors: Southwood; **stained concrete:** L.M. Scofield
 Co.; **ceiling surfacing:** USG Suspended Ceiling;
waterproofing: Sonneborne; **insulation:** Celotex;
partitions: Dietrich, USG; **paint:** Sherman Williams;
hardware: Markar, Hager, Schlage, Russwin,
 Monarch, NGP; **fire sprinkler:** Reliable; **signage:**
 Giles Design; **lighting:** Graham Martin; **plumbing:**
 American Standard, Sloan, Metpar, Bobrick
 Washroom Equipment; **air-coditioning system:**
 Trane



1



2



3

Coming next issue . . .

RELIGIOUS ARCHITECTURE will be the focus of the March/April 1997 issue of *Texas Architect*, available at your local newsstand on March 1.

Projects from across the state, representing a range of faiths, congregations, and typologies will be presented. The issue will examine the ways liturgical changes, the renewed search for community through religion, and the growing rediscovery of traditional church forms are affecting design.

Featured projects include Prince of Peace Catholic Community in Plano by Cunningham Architects of Dallas; Alamo Heights United Methodist Church in San Antonio by Sprinkle Robey Architects of San Antonio; the renovation of Christ Church Cathedral in Houston by Clovis Heimsath Architects and Volz Architects, both of Austin; the renovation and addition to St.

Pius X Catholic Church in El Paso by Perspectiva of El Paso; Grace Presbyterian Church in Corpus Christi by Richter Associates, Architects of Corpus Christi; and St. Anthony de Padua in San Antonio by O'Neill Conrad Oppelt Architects of San Antonio.

In the "Survey" section of the March/April issue, we will highlight the influence and emergence of "mega-churches," focusing on Prestonwood Baptist Church in Dallas and Germantown Baptist Church in Memphis, Tenn., both by HH Architects of Dallas.

1 St. Pius X Catholic Church, El Paso

2 Christ Church Cathedral, Houston

3 Prince of Peace Catholic Community, Plano

MARKETPLACE



STAIRWAYS inc.

ANY SIZE
STEEL • ALUMINUM
WOOD • BRASS
STAINLESS

Shipped in a Complete
Unit or Kit
\$425 & up

Stock for
Fast Shipping
Free Brochure
Toll Free
1-800-231-0793 4166 Pinemont
Fax 1-713-680-2571 Houston, Tx 77018

Circle 39 on the reader inquiry card

PMK Pelton Marsh Kinsella

*Consultants in Acoustics, Theatre, Television
and Audio/Visual Design*

*Howard K. Pelton, P.E. Jack P. Hagler, ASTC
Christopher "Topper" Sowden, P.E. David E. Marsh*

7960 Elmbrook Drive Suite 100 Dallas, Texas 76247
(800) 229-7444 (214) 688-7444 Fax: (214) 961-7408

Circle 81 on the reader inquiry card



Benjamin Moore & Co.

W.P. (DUB) CUNNINGHAM, C.S.I.
COATINGS SPECIFICATION REPRESENTATIVE
MEMBER OF THE INDUSTRY FOUNDATION, ASID

700 WEST KEARNEY
MESQUITE, TX 75149

(214) 285-6346

FAX: (214) 285-6450

VOICE MAIL: (800) 216-9658 EXT. 5003

Established 1883

Circle 89 on the reader inquiry card



PHOTO/GRAPHIC CONCEPTS inc.
LABORATORY DESIGN / PHOTOGRAPHIC SYSTEM CONSULTANTS
MANUFACTURERS OF TEK/LAB CUSTOM LABORATORY EQUIPMENT

JOE CORNELIUS, SPFE

Director

PH 281-448-7218

FAX 281-448-3031 - LD 800-747-3061

7102 Deep Forest Drive - Houston, Texas 77088-6623

E-MAIL : photolab@aol.com



Circle 117 on the reader inquiry card



- 100-year-old Heart Pine Flooring
- Early Texas Style Furniture
- Heart Pine Doors, Cabinets, Millwork

(512) 243-2702

10209 FM 812 Austin, Tx. 78719

Circle 225 on the reader inquiry card

MARKETPLACE



Wrightson, Johnson,
Haddon & Williams, Inc.

A professional corporation providing consulting and design services in acoustics, sound, noise control, audio visual and video systems.

Bill Haddon
Chris Williams

13714 Gamma Road, Suite 110
Dallas, Texas 75244
214 934-3700
FAX 214 934-3720

Circle 212 on the reader inquiry card

Robert Stanford & Associates Metal Roofing Consultants

4106 Waterstone Drive
Missouri City, Texas 77459

Office: 713/261.8522 * Fax: 713/499.4840
Pager: 713/616.1600

Services Provided:

Scheduled Inspections During Construction
Written & Photographic Reports
Manufacturer Installation Certified
Product Selection/Specifications
Contract Document Preparation & Review
Detail/Drawing Review & Recommendations
Expert Witness Testimony

*25 years experience in the architectural metal roofing industry
Member RCI / Roof Consultants Institute*


Circle 2 on the reader inquiry card

PITTSBURGH CORNING
PC GLASSBLOCK®
PRODUCTS



Wholesale and Contractor Sales of PC GlassBlock and Accessories

The Glass Block Shop can meet your design goals with Pittsburgh Corning's versatile, exciting range of glass block styles, patterns, and special shapes. Enjoy friendly, knowledgeable service.



Glass Block Shop, Inc. Master Distributor

(214) 243-7343 • (800) 777-2107
Fax (214) 243-3666

<http://www.cybernetsol.com/glass>

Dallas • San Antonio • El Paso • Oklahoma City

Circle 104 on the reader inquiry card



DICKENSHEETS DESIGN ASSOCIATES

*Consultants in
Acoustics & Electronic Media
System Design*

*Studios • Concert Halls • FAB Plants
Churches • Sports Facilities • Theaters*

"HUB" Certified

PH 512.331.8977

www.dickensheets.com

13581 POND SPRINGS RD SUITE 306 • AUSTIN

Circle 162 on the reader inquiry card

MARKETPLACE

JACK B. EVANS, P.E.
President



JACK EVANS & ASSOC., INC.
ENGINEERED VIBRATION ACOUSTIC & NOISE SOLUTIONS

5806 Mesa Drive, Ste. #380 FAX (512) 371-0825
Austin, Texas 78731 ☎ (512) 371-0800

Circle 54 on the reader inquiry card



DAVID C. YORK

*Award-winning
fabricator for
award-winning
projects*

York Metal Fabricators, Inc.

ALUMINUM - STAINLESS STEEL - BRASS
GLASS RAILS - PIPE RAILS - PICKET RAILS - CUSTOM HANDRAILS

800-255-4703 27 N.E. 26th St. (73105)
405-528-7495 P.O. BOX 18149
FAX 405-528-7426 OKLAHOMA CITY, OK 73154

Circle 72 on the reader inquiry card

Authentic Hand Hewn Log Cabins
Log Outbuildings & Timber Frame Barns
5"x5" to 12"x14" Hand Hewn Oak Beams
Flooring, Building Materials, Hand Forged Iron & Fixtures

— The real stuff — Circa 1790 to 1860 —

Timber & Stone Restorations
Fredericksburg, TX
210-997-2280

Circle 38 on the reader inquiry card

Enviro-Cote incorporates the latest in paint technology to create an odorless, zero-VOC alternative to conventional interior finishes. Ideal for homes, medical, schools, and occupied office areas. Available in a primer, flat, satin and semi-gloss. **Kel-Aqua** is an innovative, waterborne Interior wood finishing system. This system of stain, sealer and finishes is low-VOC, an alternative to traditional lacquer. **DuraPoxy** is a low-VOC, waterborne, stain resistant, single component, scrubbable paint that is ideal for medical, educational, hospitality, and residential use. Color questions? Ask about our new "**Color Ensemble**" by calling 1-888-KMCOLOR (562-6567).



1-800-772-7408, ext. 290
John W. Mullins, Architectural Services

Circle 118 on the reader inquiry card

*Defy the ravages
of time*

**CLIFFORD
SLATE, TILE, & STONE**



**Roof Slate & Tile
Marble, Granite, & Contera Stone**

Tel 214-391-0283 Fax 214-391-2986
www.NewHomeBuilders.com/SlateTile&Stone

Circle 84 on the reader inquiry card

MARKETPLACE



*Stephen D. Sprowls, CPCU, RPLU, President
Registered Professional Liability Underwriter*

P.O. Box 160190, 3811 Bee Caves Road, Suite 108
Austin, Texas 78716-0190
512-328-8395 1-800-880-1019 Fax 512-328-8121

Circle 112 on the reader inquiry card

WHAT ITS WORTH
P.O. BOX 162135 • AUSTIN, TX 78716
512-328-8837

Flooring • Treads & Risers
Dimensional Lumber

TEXAS ANTIQUE HEART PINE

Circle 87 on the reader inquiry card

HOOVER & KEITH INC.
Consultants in Acoustics



- > Architectural and Building Acoustics
- > Mechanical System and HVAC Noise Control
- > Sound Reinforcement and A/V System Design
- > Experience dating back to the mid-1950's

*Professional Engineers
National Council of Acoustical Consultants
Institute of Noise Control Engineering*

11381 Meadowglen, Suite I Phone: (713) 496-9876
Houston, TX 77082 FAX: (713) 496-0016

Circle 224 on the reader inquiry card

CEMENT COATINGS

SUNDEK CEMENT COATINGS—the premier resurfacing material to restore and revitalize worn, deteriorated concrete. This sophisticated combination of cement, acrylics, and epoxies eliminates delamination and resealing requirements. The Sundek multi-layered coating system is available in rich, slip-resistant Texture Effects or in the classic Masonry Effects—brick, tile, and stone.

- DURABLE
- FREEZE/THAW RESISTANT
- SLIP RESISTANT
- NON-POROUS
- ECONOMICAL
- UNLIMITED COLORS

MASONRY EFFECT TEXTURE EFFECT



Sundek of Austin Sundek of San Antonio
512-428-8000 210-491-0280
Sundek of Houston Sundek of Dallas/Fort Worth
713-460-3330 214-243-3535

<http://www.1net.com/sundek>

Circle 123 on the reader inquiry card

Southern Pine Shakes

The Alternative Wood Roofing Material

For a durable, energy-efficient and affordable roofing material, consider Southern Pine Shakes ... made from the highest-quality Southern Pine timber, preservative-treated and cost competitive with cedar shakes and shingles.

Consider these advantages:

- Energy-efficient—the R-value ratings are 300% better than asphalt shingles
- Durable—50 years of service life
- Warranty—50-year limited warranty against insects and decay

Call for more information and a free brochure:
Superior Shakes of Texas, Inc.

P.O. Box 405, Willis, TX 77378, 800/635-0573, fax 409/856-1794

Circle 209 on the reader inquiry card



THE MCCLEARY PARTNERSHIP, INC.
FOODSERVICE PROJECT ADVISORS

3040 Post Oak Boulevard, Suite 1010
Houston, Texas 77056+6510
713.840.9030 Fax 713.840.8515
Email mcpartner@aol.com

RICHARD C. MCCLEARY
PAUL D. MCCLEARY

*Project Definition, Strategic Planning &
Peer Review + Second Opinion Services*

Continuing the 43-year practice of our parent company, Mulhauser/McCleary Associates, Inc.

Circle 240 on the reader inquiry card

An Endless Sky

PLACES North of Big Bend National Park and just south of the Davis Mountains lies the town of Marfa, until recently not particularly well known and still seemingly untouched by the changes of the last 50 years. Marfa, with a population of 2,500 and seat of Presidio County, provides a commercial center for the surrounding ranches and farms. Its main street, Highland Avenue, is dominated by the 1886 Presidio County Courthouse, designed by the San Antonio architect Alfred Giles.

Attracted to Marfa's isolation and the beauty of the surrounding prairies and mountains, the American sculptor Donald Judd established a home there for his family and himself in 1971. Initially he acquired a block of abandoned warehouses, converting these to living quarters and studio space. But his most important activity occurred when the Dia Art Foundation purchased nearby Fort Russell, an abandoned U.S. Army base, and then commissioned Judd to begin work on an art installation in and around the fort. In 1986, Judd formed the Chinati Foundation to succeed Dia in maintaining his completed work and carrying out future projects.

Donald Judd's project at Marfa is today one of the largest permanent art installations in America and a mecca for artists, architects, scholars, and travelers from all over the world interested in art of the late twentieth century. The first phase of the installation includes two sets of work: 100 mill aluminum pieces arranged inside two former artillery sheds and 15 groupings of concrete pieces set in a field below the artillery sheds. Judd, who died in 1994 at the young age of 65, saw himself as both an architect and sculptor and his work reflects those affinities. The two brick and concrete artillery sheds, refashioned by Judd with barrel galvanized roofs and sheets of glass between the columns, along with 11 barracks buildings and a gymnastic arena, are all part of the larger composition. The installation of both the mill aluminum pieces and the concrete pieces in and among these simple buildings reveals a refreshing compatibility between the spare works of art and the pristine landscape. In a sense, these abstract pieces are finished by their placement in the broad open spaces of southwest Texas, illuminated by a bright clear light that provides ever-changing patterns of shadow and color.

Donald Judd always envisioned the project as more than the installation of his own work.



In recent years, several of the barracks have become sites for installations by other artists, including the Russian emigre artist Ilya Kabakov, the Icelandic artist Ingólfur Arnarsson, and American artists Roni Horn and Carl Andre. Claes Oldenberg's *Monument to the Last Horse*, a giant tilted horseshoe, is sited between barracks buildings. In addition, Richard Long's sculpture of flat stones laid out in the composition of a circle can be seen outside the arena building, and two works of sculpture by David Rabinovitch are placed on the floor inside the enormous space of the arena building.

From the beginning, Judd intended major installations by John Chamberlain and Dan Flavin. The Chamberlain pieces occupy the former warehouse of the Wool and Mohair building in town, and plans are now under way to install Dan Flavin's fluorescent light pieces in six of the barracks buildings. Another of the barracks was recently fitted out with horizontal metal wall sculpture by Judd.

Part of the experience of Marfa is the experience of traveling there and the experience of being there. Marfa's rational street grid retains the democratic plan that characterizes the origins of the American city, and like many Texas towns, is symbolized by its courthouse square and the tall grain elevators visible from afar. Nearby Fort Davis, a partially restored nineteenth-century military encampment north of Marfa, captures something of the history of America's westward expansion, and the town of Alpine to the east is a stop on Amtrack's southwest route. This corner of Texas preserves the virtues of the uniquely American landscape, and it is here where the plains, mountains, and endless sky provide an amazing backdrop for the unexpected works of art that Donald Judd and his colleagues have made.

William F. Stern

William F. Stern is an architect living in Houston.



1 artillery sheds at the Chinati Foundation, formerly Fort Russell

2 *Monument to the Last Horse* by Claes Oldenberg, dedicated in 1991 to the last

cavalry horse at Fort Russell, was relocated from Seagram Plaza, N.Y.

3 view towards the concrete sculptures

ACME BRICK

Satisfies Any Palette.



Acmé Brick knows that its place in your design scheme is to bring innovative ideas to life with the natural beauty and lasting strength found only in brick. Our selection of textures, sizes, special shapes, and colors offers you an unlimited architectural palette. By patterning two or more of Acme's many colors you can create dramatic effects to enhance the aesthetics of any structure that takes advantage of a brick system. As your creativity goes, Acme goes. We're ready to help transform your artistic concept into architectural reality. Insist on the same quality that architects have relied on since 1891.

**ACME
BRICK**

Since 1891

Check the phone directory to contact your local Acme Brick Company sales office. Or call 1-800-792-1234, extension 365.

Circle 16 on the reader inquiry card

ContouraTop™

LabTops™ molded radius edges provide

comfort, beauty and durability,

hallmarks

of

LabTops™

modified epoxy resin

worksurfaces. **C**ontouraTop

worksurfaces, and LabTops flush

mounted epoxy resin Dropln™ sinks, are custom

designed in a choice of four colors to accentuate

any work environment from school to lab to

business. **V**isit our website at

<http://www.labtops.com> to see how

easy it is to incorporate ContouraTop

into your design. **W**orksurfaces can

be durable *and* beautiful... if they're

ContouraTop!



Laboratory Tops, Inc.

P.O. Box 232 • Taylor, TX 76574

PH: (512)352-5591 • FX: (512)352-9523

<http://www.labtops.com> • e-mail: sales@labtops.com

LabTops™, ContouraTop™, Dropln™ and LabTops Logo are registered trademarks of Laboratory Tops, Inc. © Laboratory Tops, Inc., 1997

